

RICE MARKET REPORT

"An In-Depth Analysis of Pakistan & Global Rice Markets and Trends"

Monthly report *"January 2026 Edition"*

Dated: 25th January 2026




CONTENT COVERED IN THIS REPORT

What's Inside:

This report will cover the following topics:

1. Traditional & Emerging Basmati Markets
2. Top 10 Pakistan Basmati Brown Rice Import Markets
3. Top 10 Basmati Rice Markets for Pakistan & India
4. Comparative Analysis of EU Basmati Rice Imports from India and Pakistan
5. Pakistan Rice Exports To World & Major Destinations (**Basmati**)
6. Traditional & Emerging Non-Basmati Markets
7. Pakistan Rice Exports To World & Major Destinations (**Non-Basmati**)
8. Pakistan Month-wise Rice Exports Comparison (**2024 & 2025**)
9. Registered Varieties of Pakistan Being Traded
10. Comparison of Pakistan Rice FOB Prices
11. Pakistan rice sector – Key highlights
12. Comparison of Global Rice FOB Prices
13. Major update this month
14. Global Rice News Highlights
15. Upcoming Global Rice Events



Mapping Traditional and Emerging Import Markets for Pakistani Basmati Rice



TRADITIONAL BASMATI IMPORT MARKETS		
Region	Country	Key Highlights
Europe & UK	UK, Italy, Belgium, Netherlands, Germany	~67% share in brown Basmati segment; zero-duty access under GSP+; strong price premium market.
GULF & Middle East	UAE	One of the largest buyers; consistent demand for both traditional and premium Basmati
	Saudi Arabia	Traditional buyer; increasing demand for aged and aromatic varieties
	Iran	Resumed barter trade in FY2024–25 ; vital buyer despite logistical challenges
	Oman, Qatar	Smaller but steady volumes; part of GCC distribution hub
Africa	Kenya	Key African market; mix of basmati and non-basmati shipments
North America	USA, Canada	Premium-focused market; growing demand for organic & low-residue rice

EMERGING BASMATI IMPORT MARKETS		
Region	Country	Key Highlights
Southeast Asia	Malaysia	Increased interest after India’s export disruption; retail & industrial buyers active
	Indonesia	Rising demand for parboiled & aromatic Basmati; steady growth
	Philippines	New entry point with public-sector G2G imports
South Asia	Bangladesh	First-ever G2G rice deal signed in 2025; includes premium varieties
East Asia	China	Importing broken rice & trying Basmati blends; demand rising for aromatic, cost-efficient varieties
Africa	Somalia, Benin, Ghana	Expanding trade networks; growing basmati interest among traders
Central Asia	Uzbekistan, Kazakhstan	Untapped retail potential; test shipments reported by REAP
Middle East	Iraq, Syria	Markets seeing gradual rice import growth



Top 10 Import Markets of Pakistani Basmati Brown Rice

Rank	Country	Estimated Share	Key Notes
1	United Kingdom	~24%	Largest market; high demand for low-residue, organic-compliant rice
2	Italy	~21%	Major retail and ethnic food sector buyer
3	Netherlands	~13%	Hub for EU distribution; increasing organic imports
4	Belgium	~12%	Active in brown rice reprocessing and EU redistribution
5	Spain	~11%	Retail-focused imports for value chains and supermarkets
6	Portugal	~5%	Growing demand in Portuguese ethnic retail sector
7	United States	~4%	Niche demand for organic and ethnic store chains
8	Denmark	~2.5%	Imports for both ethnic and sustainable food segments
9	Poland	~2%	Mid-sized volume; retail and food processing sector
10	France	~2%	Small but steady importer of low-pesticide brown rice

Estimated based on REAP, Volza, and COMTRADE shipping data. Country-level FY2024–25 stats to be confirmed post PBS/TDAP release.

- These countries collectively account for **most** of Pakistan’s **Basmati brown rice exports**.
- **EU** and **UK** remain critical due to zero-duty access and preference for brown rice in retail and processing chains.
- Early **FY2024–25** data (**Sept–Aug**) confirms **150,065 MT** of brown rice exports to **13 countries**, with these **10** leading the volume share.

Top 10 Basmati Rice Markets for Pakistan & India

RANK	KEY MARKET	PAKISTAN'S PERSPECTIVE 	INDIA'S PERSPECTIVE 
1	United Arab Emirates (UAE)	A leading buyer of Pakistani basmati and also a major re-export hub , redistributing rice to other Gulf and African markets.	Strong destination for India as well, but more important as a re-export gateway than a final consumer.
2	Saudi Arabia	One of Pakistan's biggest Traditional market an important destination for Pakistan, though volumes fluctuate.	India's single largest market , buying the highest share of its basmati exports.
3	United Kingdom	One of Pakistan's biggest premium markets in Europe, where Pakistani basmati enjoys strong brand loyalty.	Also significant for India, with steady demand from South Asian diaspora.
4	Italy & Spain (EU)	Among the largest EU importers of Pakistani basmati, both countries maintain long-standing trade links.	India also exports to these markets, but Pakistan has a stronger share.
5	Netherlands, Belgium, France, Germany (EU cluster)	Collectively a core region for Pakistani exports , with consistent demand across Western Europe.	India is present but holds a smaller share compared to Pakistan.
6	Iran	Imports from Pakistan are inconsistent due to trade restrictions.	One of India's biggest and most reliable buyers.
7	Iraq	Limited direct trade for Pakistan.	A key growth market for India in recent years.
8	Yemen & Oman	Significant for Pakistan, especially Oman, where Pakistani rice has deep market penetration.	Moderate for India, with demand driven mostly by price competitiveness.
9	Kuwait & Qatar	Both countries regularly import Pakistani basmati, ranking within the top 10 destinations.	Also purchase Indian basmati, though in slightly higher volumes.
10	United States	Smaller but growing market for Pakistan, supported by diaspora demand.	A major premium market for India, steadily expanding.

Sources: REAP, APEDA, CBI, WITS (UN Comtrade), ITC Trade Map, FAO Rice Market Monitor

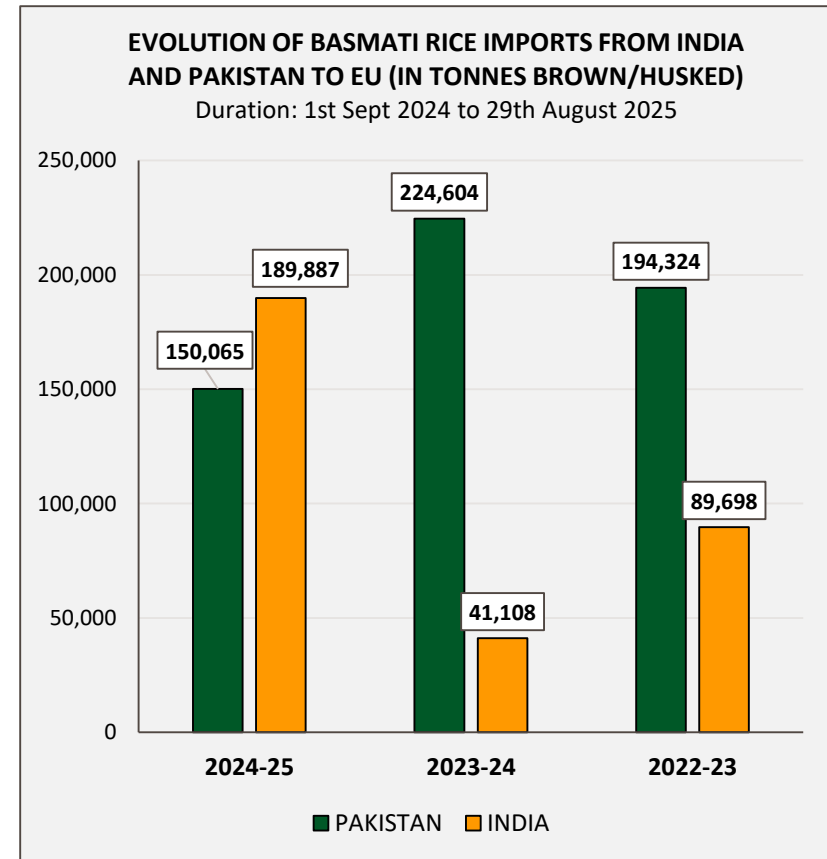
Comparative Analysis of EU Basmati Rice Imports from India and Pakistan



EVOLUTION OF BASMATI RICE IMPORTS FROM INDIA AND PAKISTAN TO EU (IN TONNES BROWN/HUSKED)

Duration: 1st Sept 2024 to 29th August 2025

MS	Pakistan (2024-25)	India (2024-25)	Total (2024-25)	Pakistan (2023-24)	India (2023-24)	Total (2023-24)	Pakistan (2022-23)	India (2022-23)	Total (2022-23)
Belgium	18,081	44,070	62,151	31,145	2,098	33,244	40,450	5,500	45,950
Czechia	25	–	25	–	–	–	25	–	25
Denmark	3,624	210	3,834	3,612	7	3,619	2,203	–	2,203
France	18,932	11,443	30,375	21,731	2,559	24,290	23,847	8,384	32,231
Germany	1,524	4,802	6,326	2,827	1,879	4,706	1,970	2,892	4,862
Greece	–	325	325	–	–	–	–	–	–
Italy	44,953	33,927	78,880	50,124	8,270	58,394	46,561	16,621	63,181
Netherlands	26,099	44,400	70,499	54,898	18,589	73,486	17,573	42,932	60,505
Poland	7,304	6,609	13,913	12,250	1,260	13,510	8,450	1,875	10,325
Portugal	6,113	20,306	26,419	13,544	4,696	18,240	8,943	6,622	15,565
Romania	3,375	–	3,375	2,000	–	2,000	100	–	100
Spain	23,409	20,421	43,830	32,459	1,675	34,134	44,202	4,767	48,969
Sweden	–	–	–	–	75	75	–	105	105
Grand Total	150,065	189,887	339,952	224,604	41,108	265,713	194,324	89,698	284,022



Source: European Commission

EU Basmati Rice Import Trends: PAKISTAN & INDIA (2024–25 vs 2025–26)

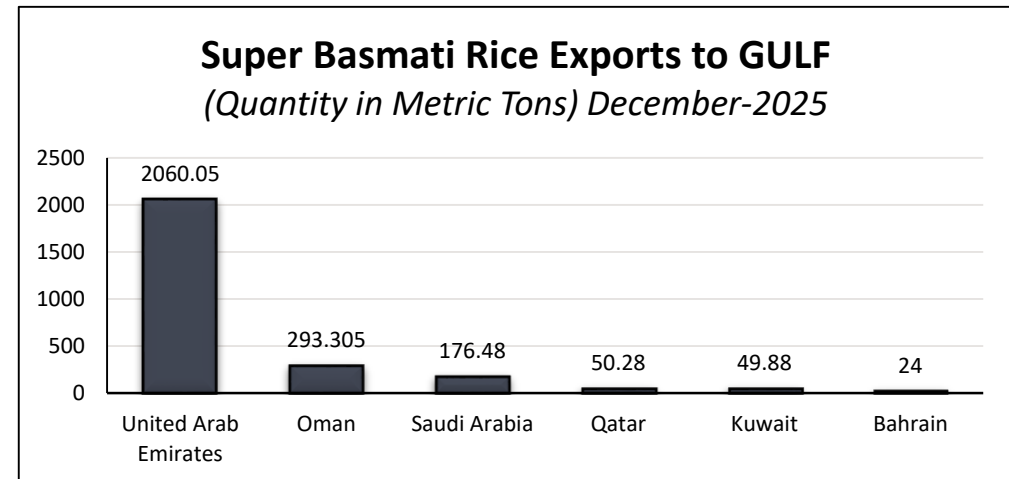
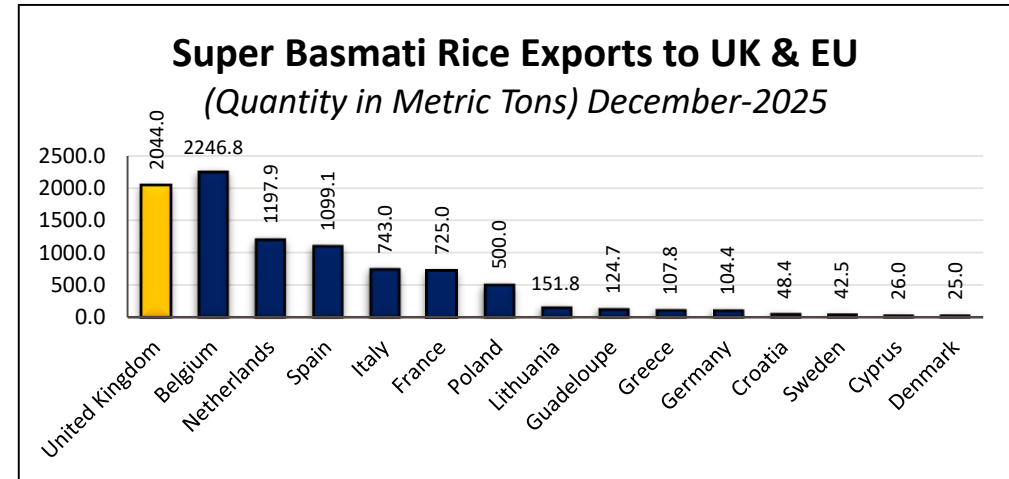
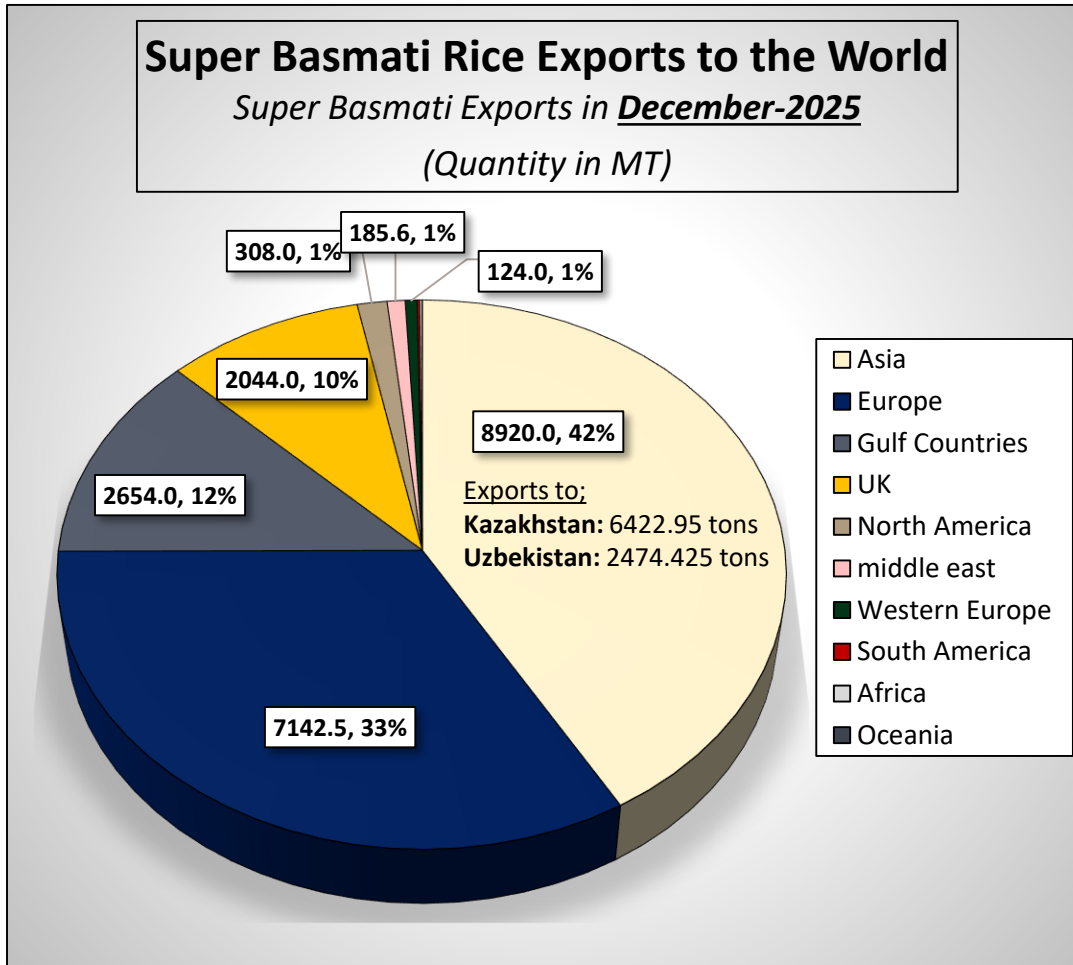


(2025-2026) EVOLUTION OF BASMATI RICE IMPORTS FROM INDIA AND PAKISTAN TO EU (IN TONNES BROWNHUSKED)
Duration: 1st SEP-2025 to 31th AUG-2026 (Last updated on 9th December 2025).

COUNTRIES	PAKISTAN (2025-26)	INDIA (2025-26)	TOTAL (2025-26)	PAKISTAN (2024-25)	INDIA (2024-25)	TOTAL (2024-25)
Belgium	2,300	3,925	6,225	13,233	300	13,533
Bulgaria			-			-
Czechia			-			-
Denmark	1,430	363	1,793	1,187		1,187
France	11,075	7,407	18,482	12,182	210	12,392
Germany	675	1,623	2,298	1,274	855	2,129
Greece			-			-
Italy	9,255	22,875	32,130	15,639	2,466	18,105
Netherlands	5,913	14,913	20,826	15,126	5,159	20,285
Poland	500	1,305	1,805	1,704	599	2,303
Portugal	700	2,925	3,625	2,798	500	3,298
Romania		726	726			-
Spain	4,150	3,913	8,063	7,311	697	8,008
Sweden			-			-
Grand Total	35,998	59,975	95,973	70,454	10,786	81,240

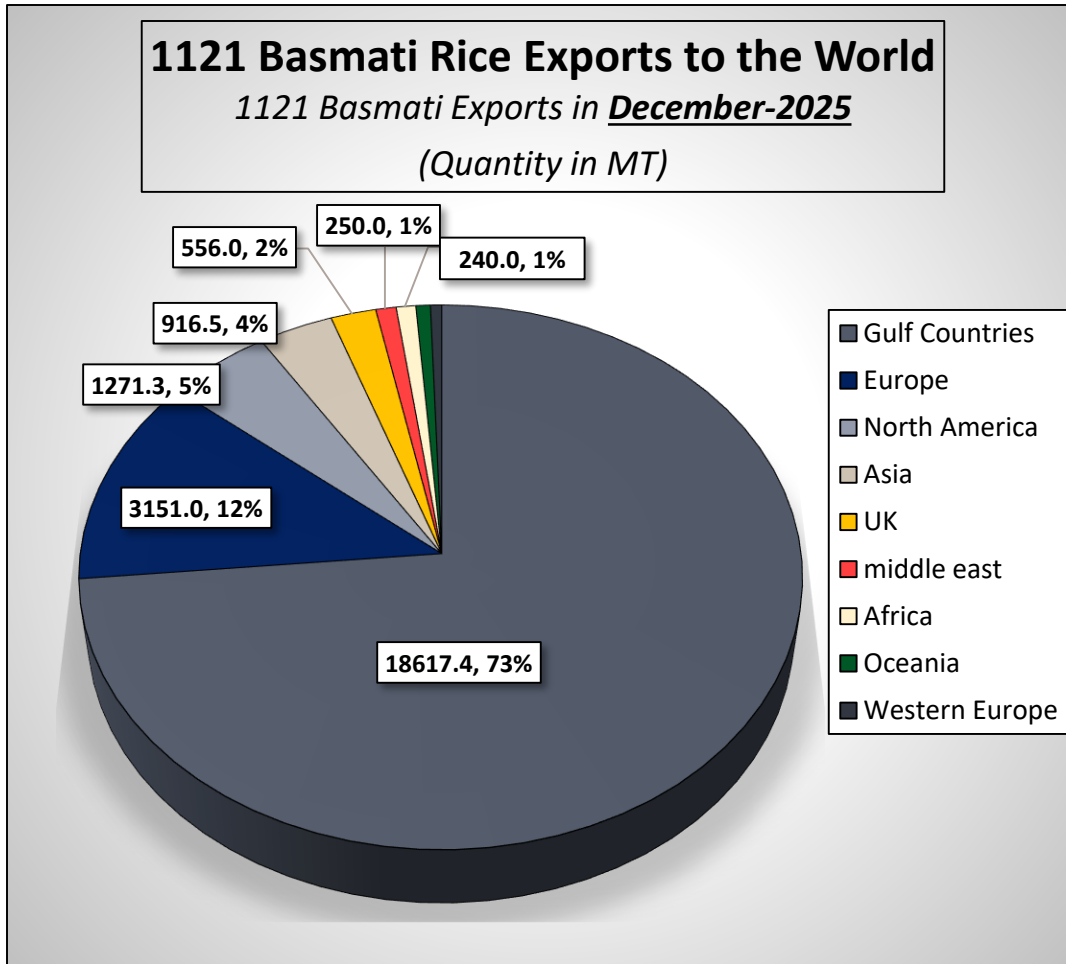
Source: European Commission

SUPER BASMATI EXPORTS TO THE WORLD & MAJOR DESTINATIONS

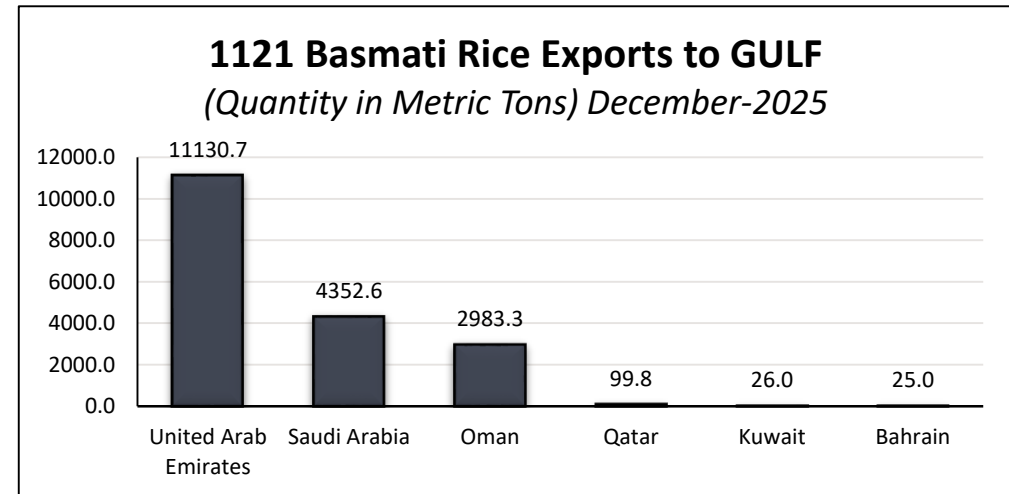
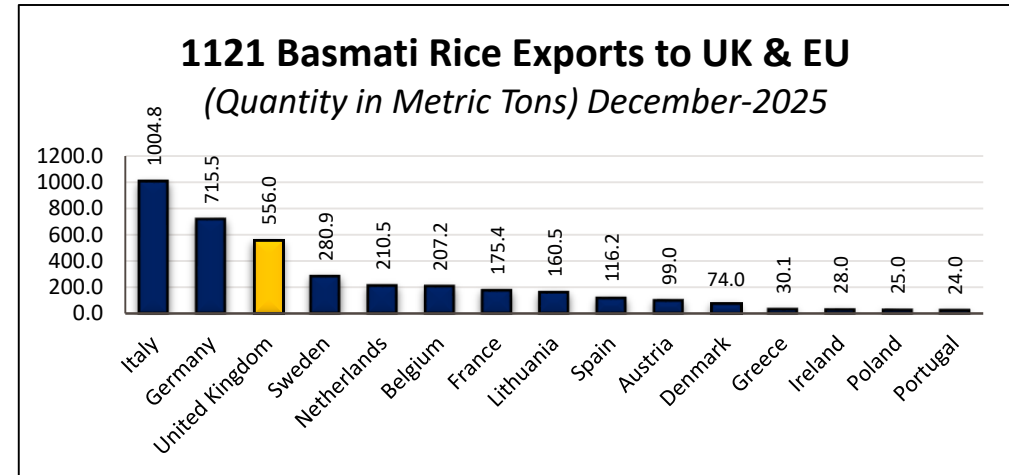


"Please note: Export data is compiled from Pakistani port records and may include minor discrepancies."

1121 BASMATI EXPORTS TO WORLD & MAJOR DESTINATIONS



"Please note: Export data is compiled from Pakistani port records and may include minor discrepancies."



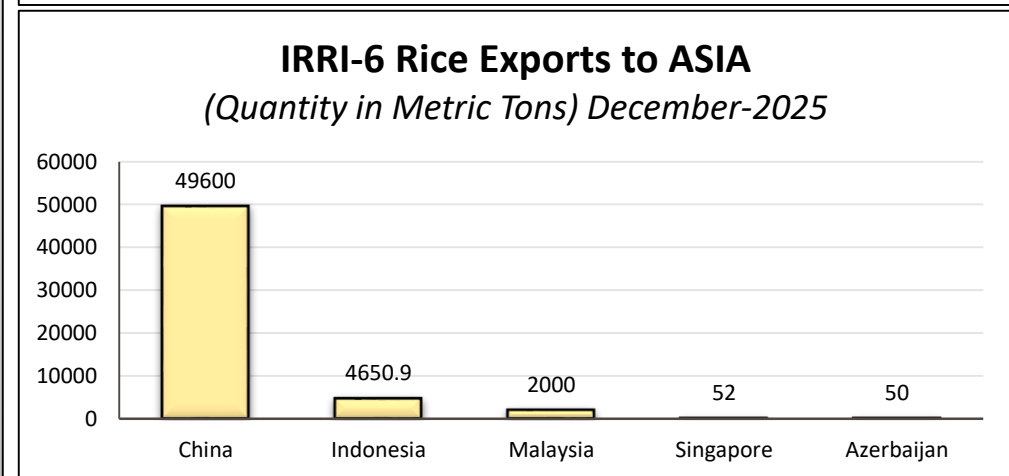
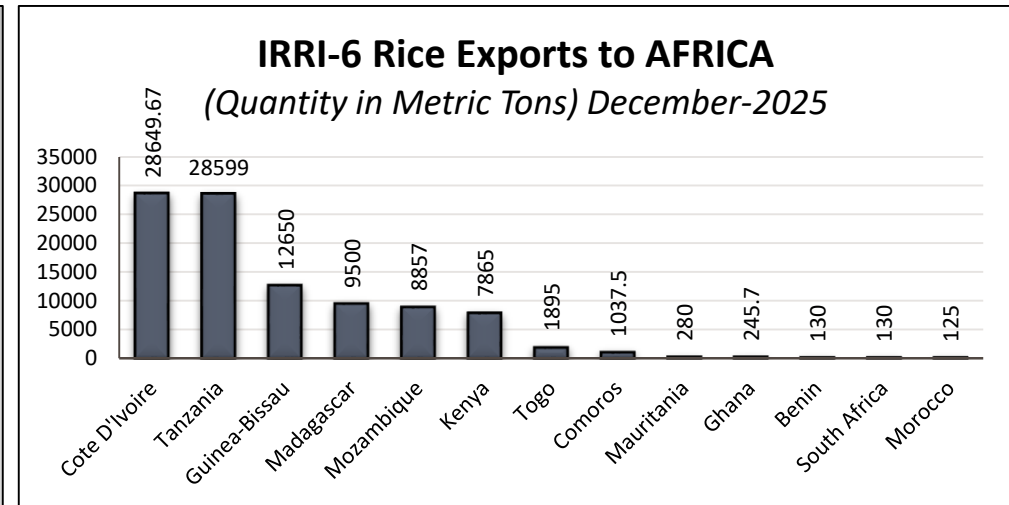
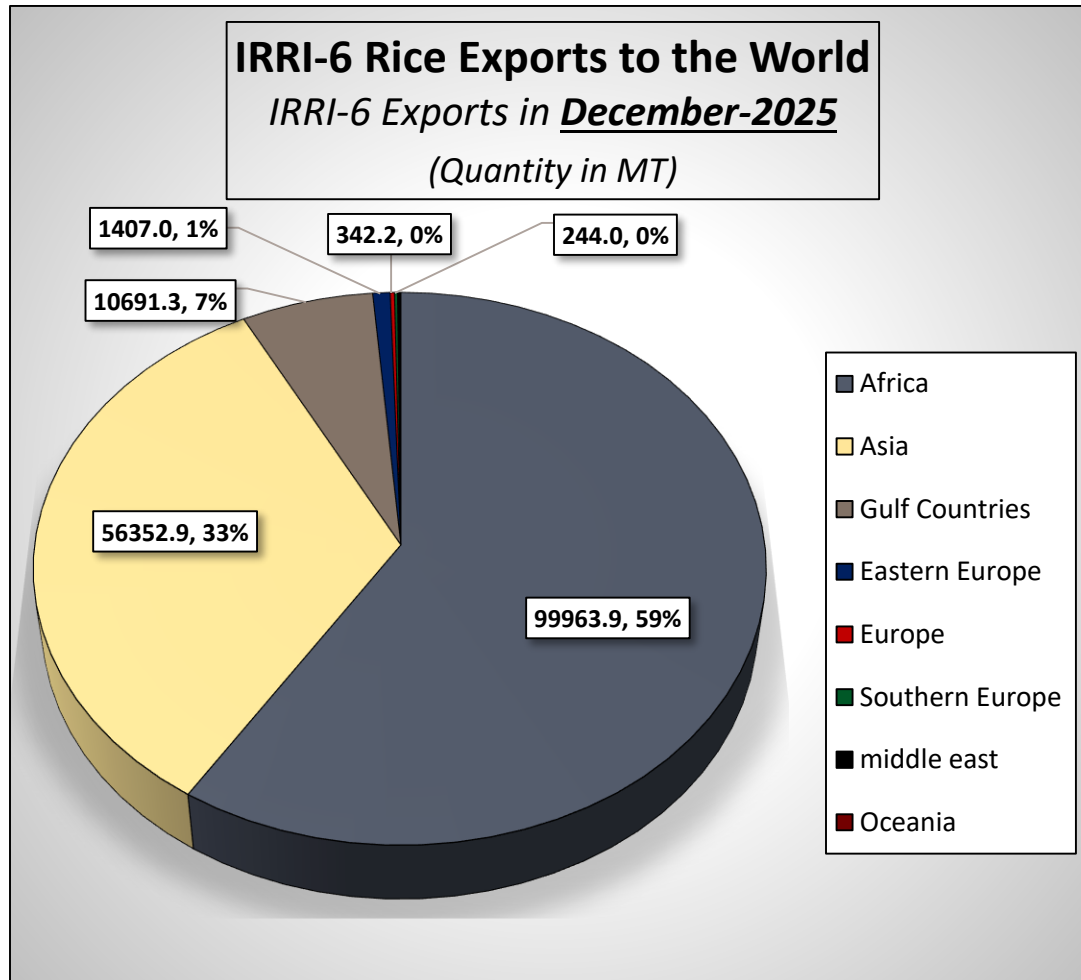
Mapping Traditional and Emerging Import Markets for Pakistani Non-Basmati Rice



TRADITIONAL NON- BASMATI IMPORT MARKETS		
Region	Country	Key Highlights
Africa	Kenya	Largest buyer; ~252,000 MT in 2024. Customs value cut \$615 → \$460/MT ; duty-free quota of 500,000 MT till Dec 2025 ensures strong FY2025 demand.
	Mozambique, Madagascar, Tanzania, Djibouti, Cote d Ivoire	Long-time importers; steady demand for parboiled and broken rice, driven by government procurement.
GULF & Middle East	Iran	Imports IRRI and parboiled rice; trade continues through barter/private channels despite sanctions.
	UAE, Saudi Arabia	Steady buyers of IRRI and parboiled rice; UAE also re-exports Pakistani rice to GCC & North Africa.
South Asia	Afghanistan	Dependable market via border trade; imports mainly IRRI-6 and Sella rice
Southeast Asia	Malaysia	Has imported both IRRI and parboiled rice from Pakistan for public tenders

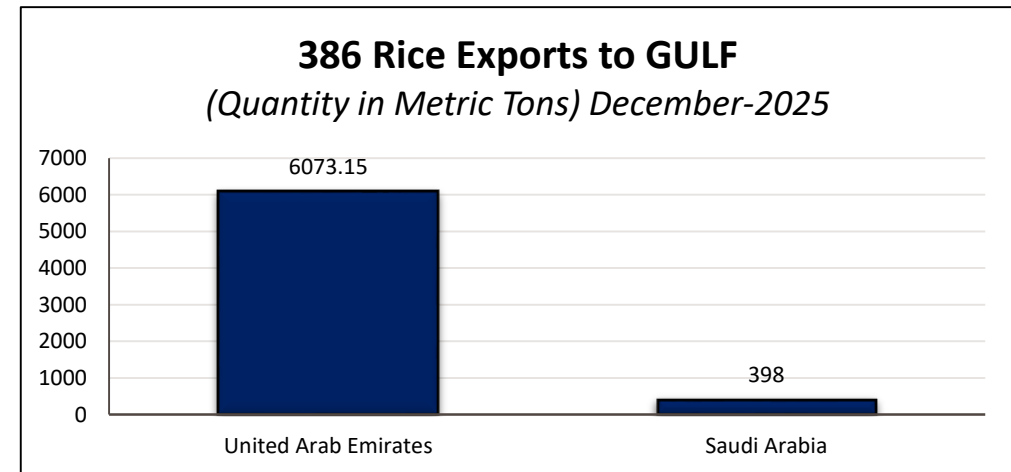
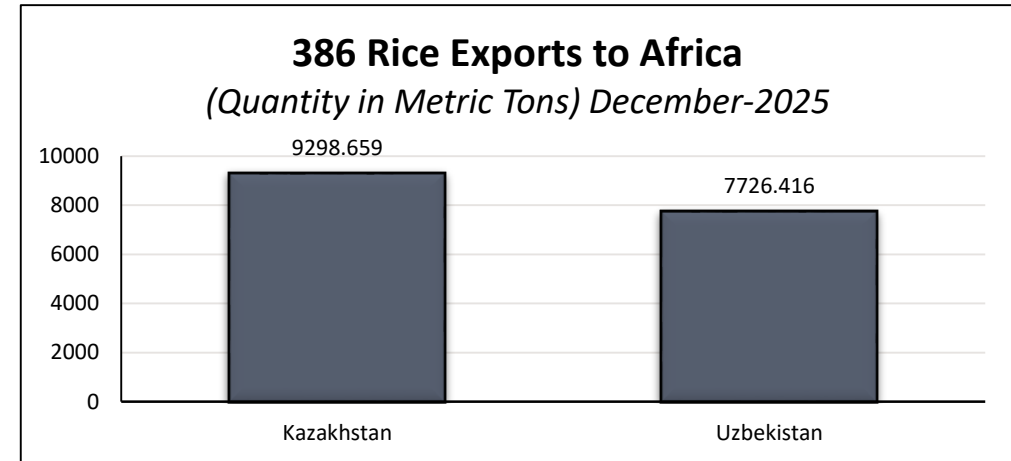
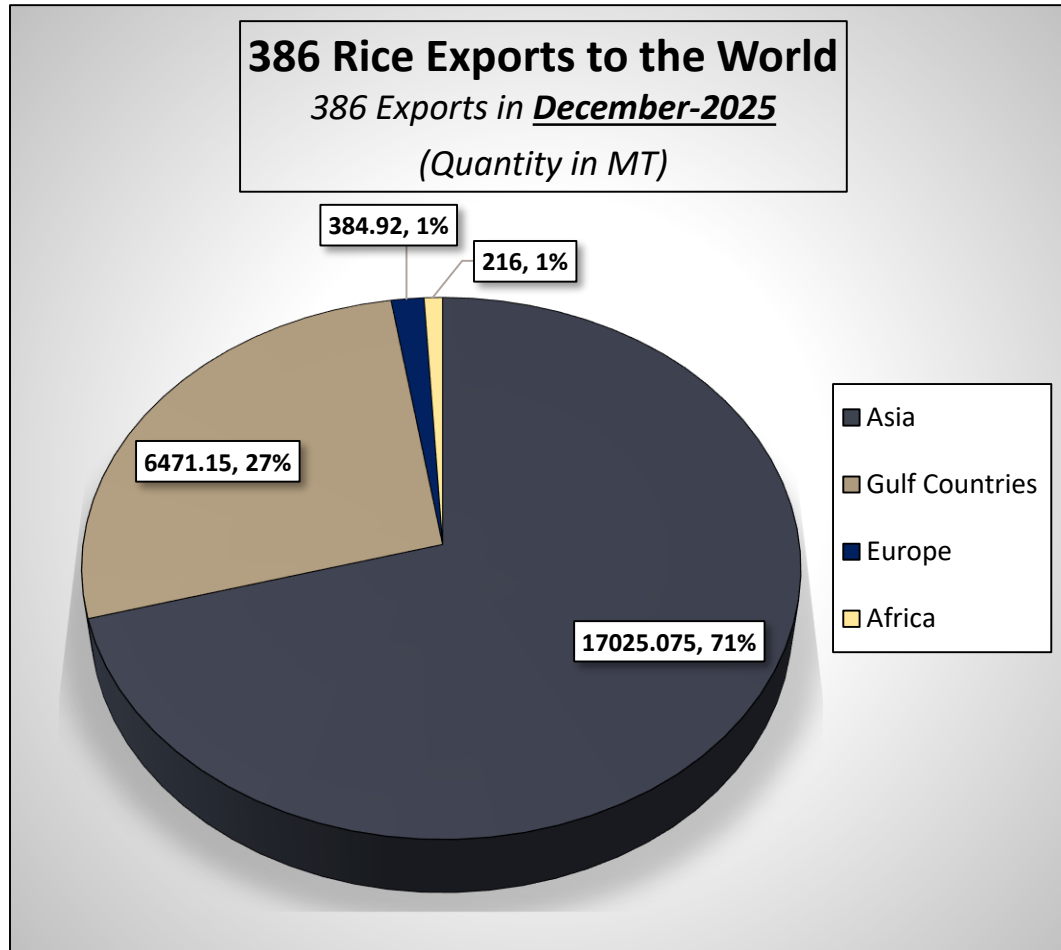
EMERGING NON-BASMATI IMPORT MARKETS		
Region	Country	Key Highlights
South Asia	Bangladesh	First-ever G2G rice deal signed in 2025 ; imports include parboiled and white rice
Southeast Asia	Indonesia	Govt. tenders led to ~61,000 MT import in 2024 ; continued interest in 2025
	Philippines	Philippines' import liberalization has opened new demand for Pakistani broken/parboiled rice.
Africa	Benin, Ghana, Nigeria	Strong demand for IRRI-6 and white rice via bulk shipments
Asia	China	5% broken rice and IRRI-6 for feed and processing; price-efficient preference
Central Asia	Uzbekistan, Tajikistan	Trial shipments underway; retail and wholesale demand rising
Latin America	Mexico, Cuba (exploratory)	Initial interest building through bilateral talks

IRRI-6 Rice EXPORTS TO WORLD & MAJOR DESTINATIONS



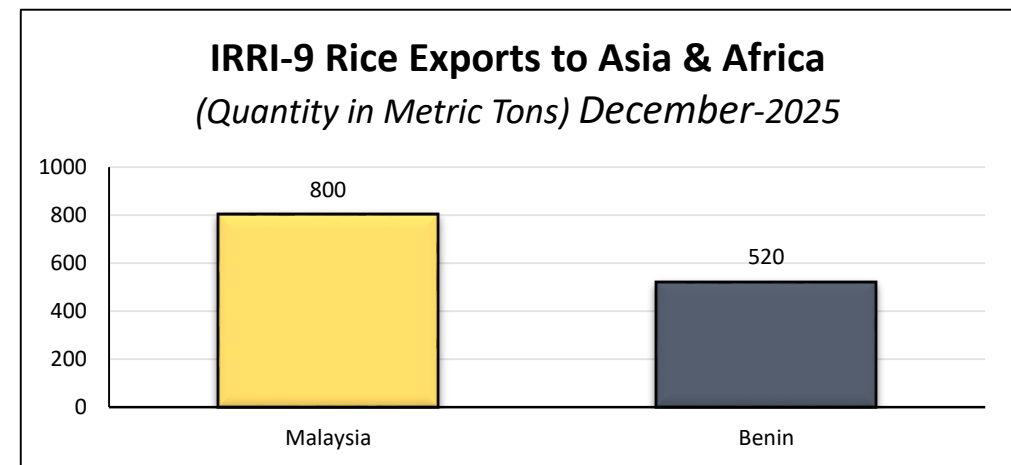
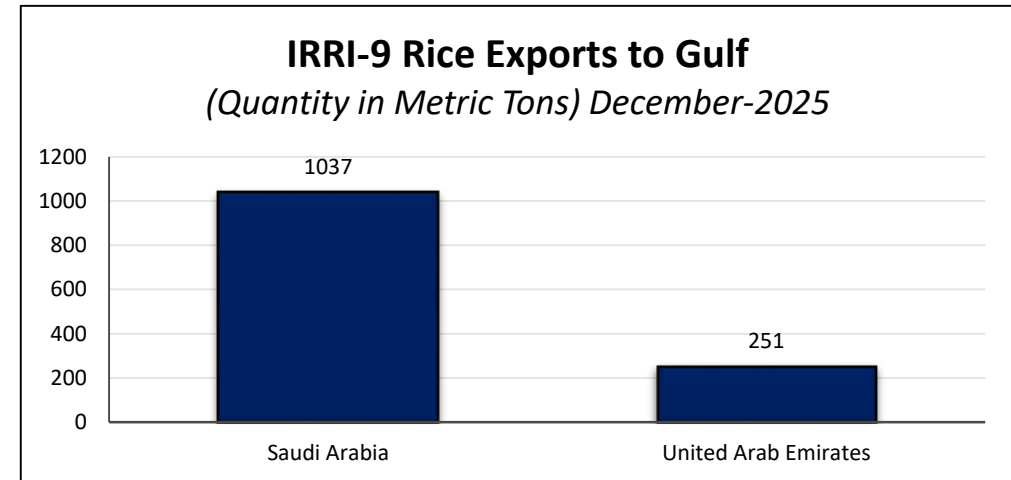
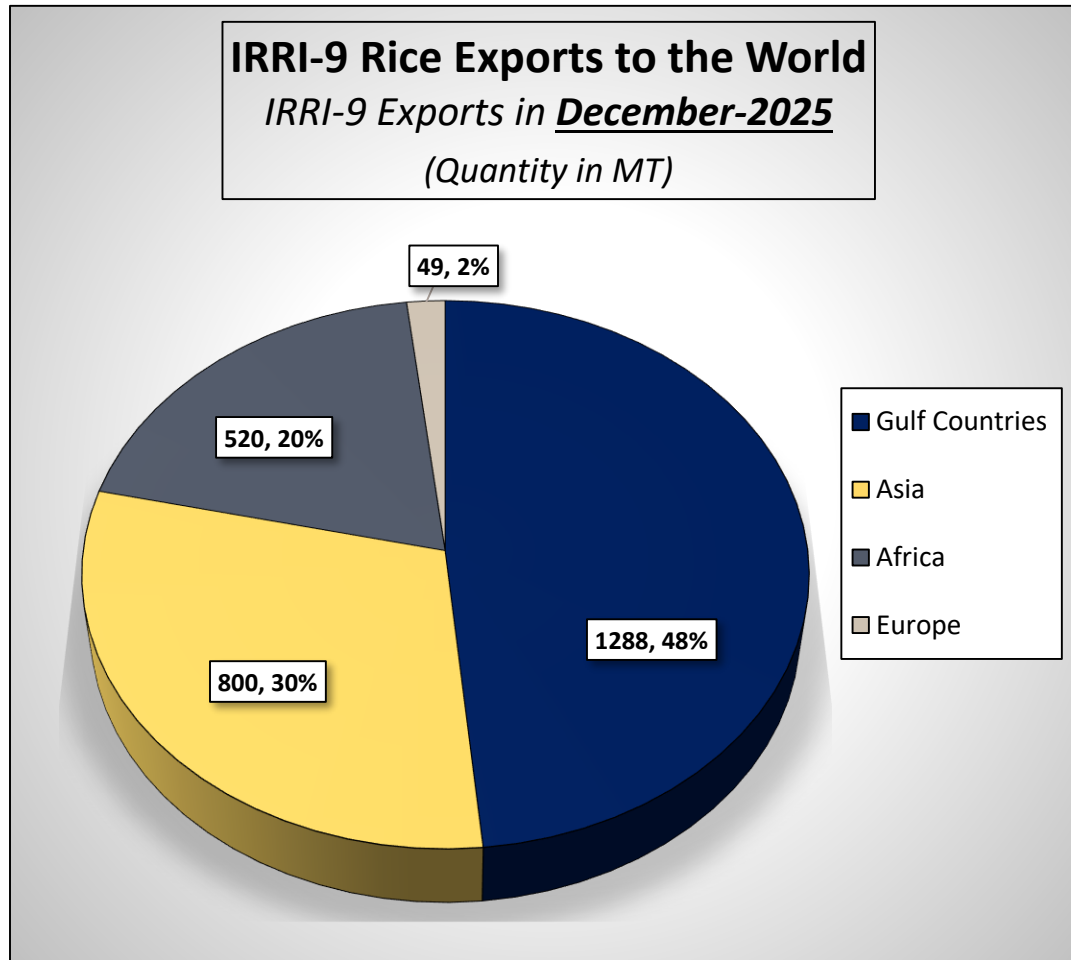
"Please note: Export data is compiled from Pakistani port records and may include minor discrepancies."

386 Rice EXPORTS TO WORLD & MAJOR DESTINATIONS



"Please note: Export data is compiled from Pakistani port records and may include minor discrepancies."

IRRI-9 Rice EXPORTS TO WORLD & MAJOR DESTINATIONS



“Please note: Export data is compiled from Pakistani port records and may include minor discrepancies.”

APPROVED BASMATI & NON- BASMATI VARIETIES OF PAKISTAN

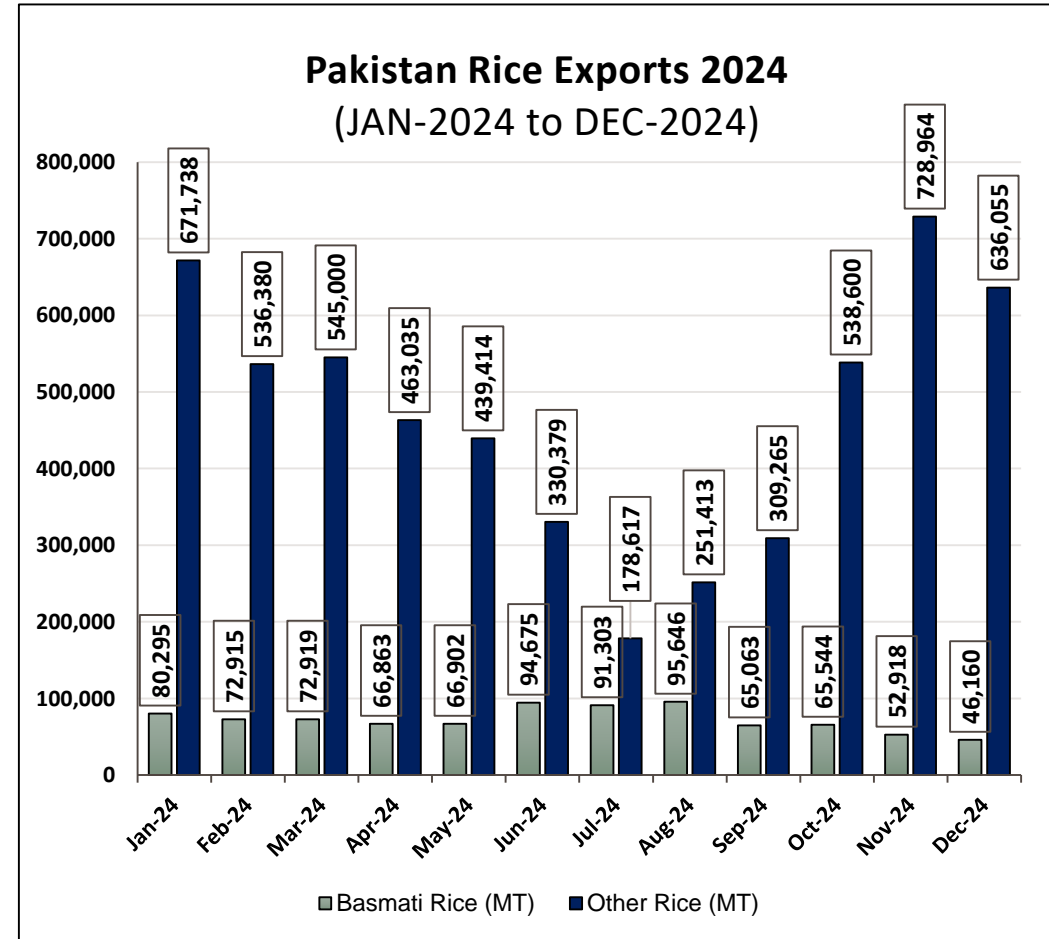
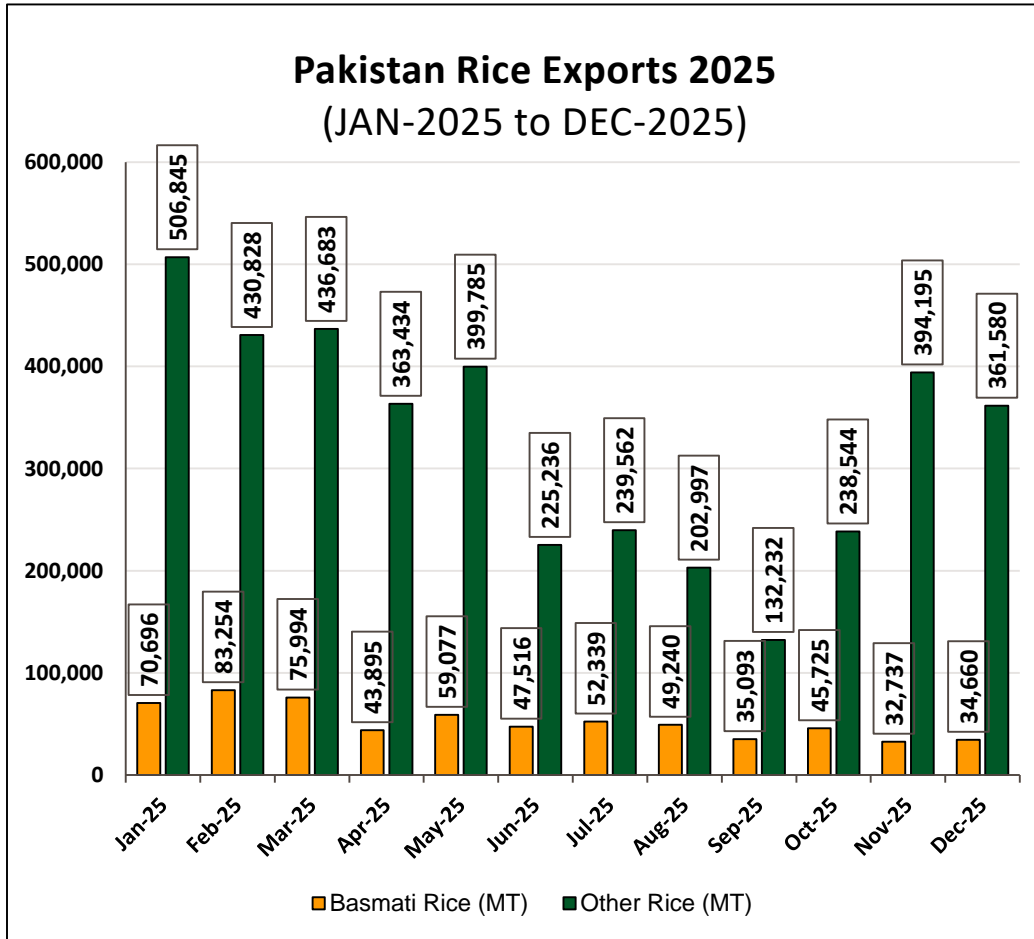


APPROVED BASMATI VARIETIES	
Basmati -370	Kissan Basmati
Basmati C 622	NIAB Basmati 2016
Sultan Super Basmati	Noor Basmati
Basmati 198	Super Gold
Basmati 385	Super Basmati 2019
Super Basmati	NIBGE Basmati 2020
Basmati 2000	PK 2021 aromatic
Shaheen Basmati	KSK 111 H
Basmati 515	Sona Super Basmati
PK IRRI-6 aromatic	Vital Super Basmati
Punjab Basmati	NIAB HT 39
NIAB HT 18	NIAB S-39
GUARD 101	NIAB Super
Chenab Basmati	NIAB Basmati-2016

APPROVED NON-BASMATI VARIETIES	
IRRI-6	IRRI-9
KSK- 282	NIBGE GSR 8
KSK- 133	SKCB – 370-5-32
NIAB IRRI-9	
NIAB 2013	
KSK- 434	
NIBGE -5	
NIAB ST-9	
NIAB IRRI – 195	
KSK- 706	
NIBGE GSR 6	
NIBGE GSR 7	

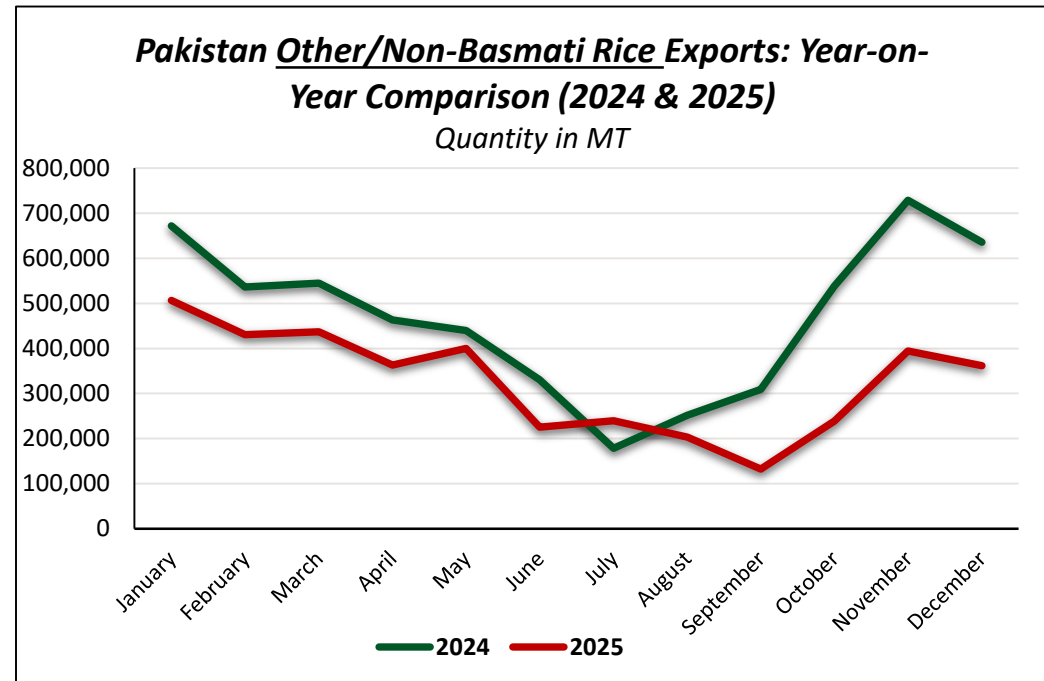
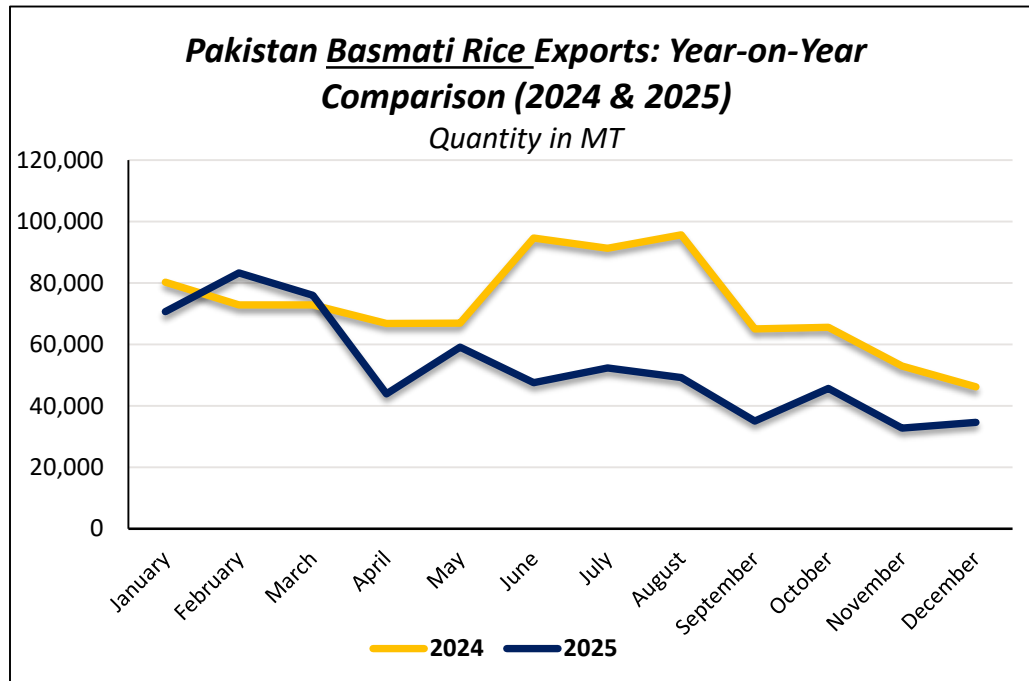
Source: [Approved Basmati Rice Varieties](#)
[Approved Non-Basmati Rice Varieties](#)

PAKISTAN RICE EXPORTS COMPARISON: (2024 & 2025)



Source: Pakistan Bureau of statistics

PAKISTAN RICE EXPORTS COMPARISON: (2024 & 2025)

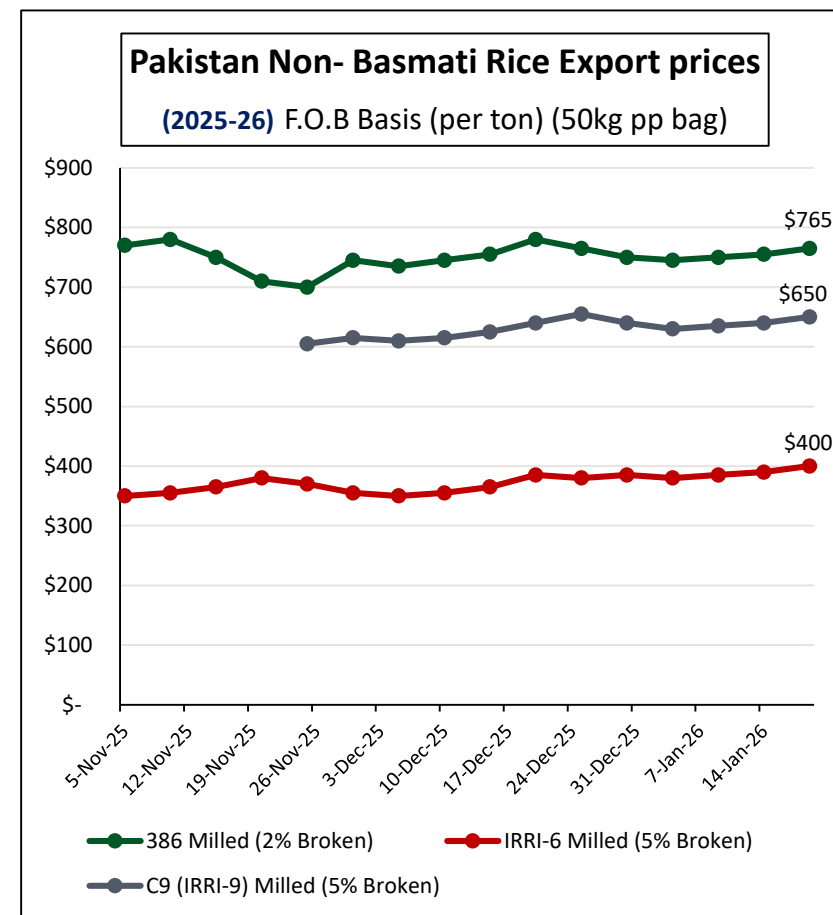
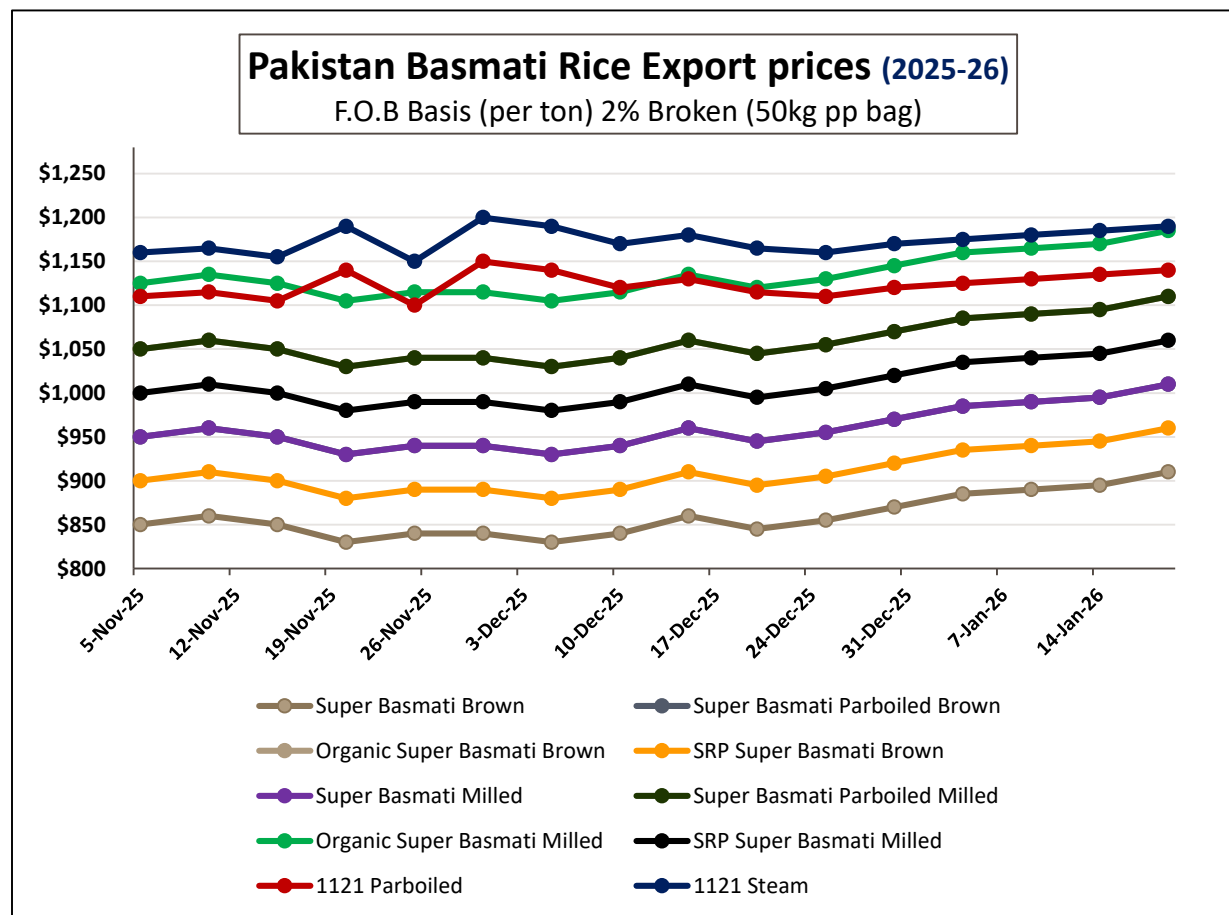


Source: Pakistan Bureau of statistics

PAKISTAN RICE PRICES COMPARSON:



EXPORT PRICES F.O.B BASIS (PER TON).



Note: (in 1st graph) Although 10 varieties are listed, only 8 price lines appear on the chart because: (Super Basmati Parboiled Brown and Super Basmati Milled share the same FOB prices) & (Organic Super Basmati Brown and Super Basmati Parboiled Milled also share the same FOB prices), **Updated on 19- January 2026.**

Last Updated: 4August 2025, **For more details on Pakistan market rice prices Please click here:** [Pakistan Rice Market](http://www.RiceNewsToday.com)

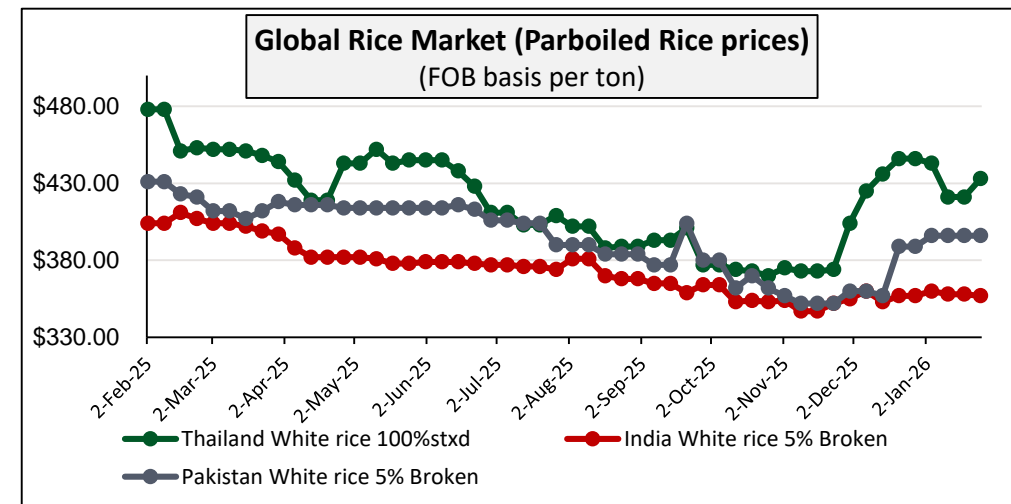
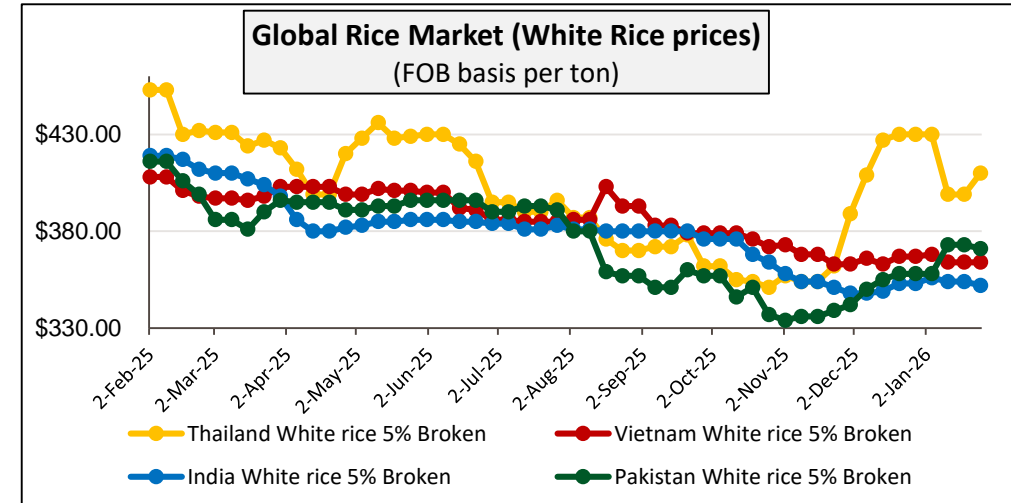
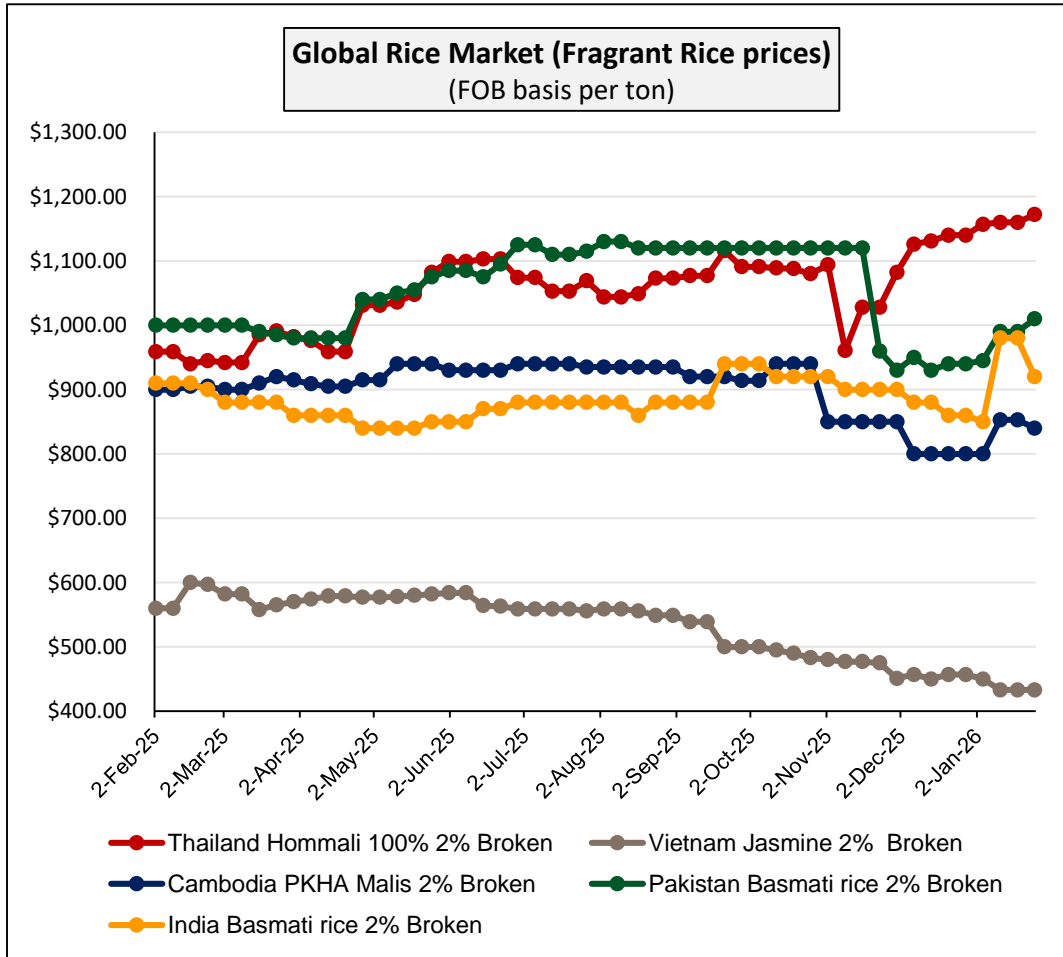
PAKISTAN RICE SECTOR – Key highlights of (January 2026)

- **Pakistan** urged **Indonesia** to early-finalise a **government-to-government rice export MoU**, reviving the **2015** agreement that allowed **exports of up to 1 million tonnes annually**. **Commerce Minister Jam Kamal Khan** said **rice exports** remain a top priority as **Pakistan** seeks to re-engage key partners through price-competitive, reliable, and **quality-driven trade frameworks**, while discussions are ongoing to deepen long-term cooperation. *(21 January 2026)*
- **Pakistan’s rice export growth** is supported by a **20%** expansion in cultivation area and expected output of around **11 million tonnes**, creating an exportable surplus of about **8 million tonnes**. However, increased reliance on **water-intensive non-Basmati rice**, enabled by nearly **650,000 solar-powered tubewells**, is accelerating groundwater depletion and raising long-term sustainability concerns for **premium Basmati cultivation**. *(20 January 2026)*
- **Pakistan’s rice exports rose 14% month-on-month in December 2025** to a record **489,000 tonnes**, driven by a more than **50% surge in Basmati** shipments. The increase pushed **Pakistan past Vietnam** to become the **world’s third-largest rice exporter**. The **UAE topped destinations**, followed by **China**, while **“Central Asia emerged as a new growth market led by Kazakhstan”**. *(19 January 2026)*
- **Prime Minister Shehbaz Sharif** ordered the formulation of a comprehensive export roadmap, identifying rice as a priority commodity to narrow Pakistan’s trade deficit. He directed authorities to develop a coordinated rice export strategy in consultation with the **Rice Exporters Association of Pakistan (REAP)**, emphasized faster exporter reforms, and warned against delays in tax refunds. Officials confirmed that **government-to-government** negotiations on rice exports with several countries are underway, alongside efforts to improve port infrastructure and logistics. *(9 January 2026)*
- Pakistani scientists at **RRI Kala Shah Kaku** developed **“Sultan Basmati,”** the **longest-grain Basmati variety** ever in Pakistan, with a raw grain length of **9.5 mm** and cooked length up to **20 mm**. The variety delivers yields of up to **70 maunds per acre** while retaining strong aroma and cooking quality, with exporters highlighting strong export potential subject to rapid farmer adoption and grain strength. *(6 January 2026)*
- Short-term inflation rose **2.41% year-on-year**, partly driven by higher rice prices, with **basmati broken prices up 0.96%** and **IRRI-6/9 up 0.75%** during the week. Rising rice prices contributed to **SPI inflation**, which has now increased for **22 consecutive weeks**. *(3 January 2026)*

Source: News, Publications & Reports

GLOBAL RICE PRICES COMPARISON:

EXPORT PRICES F.O.B BASIS (PER TON)



For more details on global rice prices Please click here: [Global Rice Market](#)

(All prices updated on 25, Jan 2026) Source: TREA (Thai Rice Exporters Association)

Hot Issue This Month (*January 2026*) – Iran Payment Risks Hit Indian Basmati Exports Amid Rising Trade Uncertainty



Iran's Economic Turmoil Hits Indian Basmati Exports, Reshaping Regional Rice Trade Dynamics

Surging inflation, currency collapse, and political unrest in Iran have severely disrupted India's basmati rice exports, creating supply gaps and payment risks that could offer Pakistan fresh opportunities in key premium markets.

- **Iran's** worsening economic crisis has **pushed inflation above 42%**, with **food inflation nearing 70%**, triggering **nationwide protests** and **sharply eroding purchasing power**. Retail rice prices in Iran have surged to the equivalent of **₹470 per kg**, reflecting severe stress in the food supply chain and undermining the country's ability to **sustain large-scale imports**.
- The crisis has severely disrupted **India's basmati rice exports** to **Iran**, traditionally one of its largest and most reliable markets. **Indian exporters** report payment delays, halted shipments, and consignments worth **₹1,500–2,000 crore** stranded at ports, as **Iran** withdrew subsidized foreign exchange for food imports following the collapse of the rial. **India exported 5.99 lakh tonnes of basmati rice worth over \$468 million** to **Iran** during **April–November FY26**, but trade has slowed to a near standstill amid currency instability, importer defaults, and communication breakdowns. Domestic prices of key basmati varieties in India have already declined sharply, reflecting excess inventories and buyer hesitation.
- Trade risks intensified further after **US President Donald Trump** warned of a **25% tariff** on countries trading with Iran, discouraging banks, insurers, and logistics providers from facilitating **Iran-linked transactions**. **Indian exporters** fear heightened sanctions exposure could further delay payments and restrict future contracts, even for food commodities.
- In response, the **Indian Rice Exporters Federation (IREF)** has advised exporters to halt unsecured shipments and urgently diversify into alternative markets across Africa, West Asia, and Europe. India is now actively seeking new destinations to absorb surplus basmati stocks as Iran slips from being its top buyer to third place.
- For **Pakistan**, the unfolding disruption presents a strategic opening. **As Indian basmati faces payment risks and market withdrawal**, Pakistan already strengthening its basmati credentials through recent legal and diplomatic wins could leverage stable supply chains, competitive pricing, and government-backed trade channels to regain or expand market share **in Iran-linked destinations, Central Asia, and premium Gulf and European markets**.

The episode underscores how geopolitical instability and currency crises can rapidly reshape global rice trade flows, reinforcing the need for exporters to priorities secured payments, diversified markets, and state-level engagement. For Pakistan, timely positioning could translate short-term turbulence into longer-term gains in the global basmati landscape.

MAJOR GLOBAL NEWS HIGHLIGHTS OF (January 2026):



- **India is seeking new markets** for its **basmati rice** as political unrest, economic instability, and US tariffs in Iran disrupt exports and delay payments. Exporters are now targeting **Africa, West Asia, and Europe** especially Nigeria to mitigate risks and maintain revenue from India's rice surplus.
- **India's Agri-export** body **APEDA** has resumed registration of non-basmati rice exports to the **Philippines** and **Senegal** after both countries lifted import curbs. The **Philippines** has opened imports for **500,000 tonnes** under tighter timelines and higher duties, while Senegal withdrew its month-long restriction, allowing exports to restart immediately.
- **India's rice exports surged w-o-w to 92,700 tonnes**, driven mainly by bagged rice shipments to Africa, with Kakinada and Kandla port shandling most of the volumes. Liberia and Angola emerged as key destinations, reflecting steady demand from **African markets** despite cautious global trade conditions.

Source: News & Publications



- The **Philippines' rice production rose 3% to 19.68 million metric tons (MMT) in 2025**, up from **19.09 MMT in 2024**, but remained below the 2023 record of **20.06 MMT**. Irrigated farms grew **4% to 15.15 MMT**, while rainfed farms slightly declined to **4.52 MMT**. Corn output also **increased 2.22% to 8.32 MMT**.
- **The Philippines lifted its four-month rice import ban on Jan. 1**, resuming imports with a **15% tariff** while the planned **20% rate** is yet to be implemented. The government allows **500,000 MT** to enter through 17 ports by end-February, managing imports to protect local farmers' prices, while **Thai exporters** see this as a positive opportunity.
- **Philippines rice imports fell nearly 30% in 2025 to 3.37 million MT**, the lowest in four years, following a four-month import ban amid improved domestic production. **Vietnam remained the top supplier**, but arrivals plunged after September, helping stabilise farmgate prices as the government shifts toward tighter import controls and **higher tariffs in 2026**.

Source: News & Publications

MAJOR GLOBAL NEWS HIGHLIGHTS OF (January 2026):



- **Thailand beats 2025 export target despite competition** Thailand’s rice exports reached **7.9 million tonnes** in **2025**, exceeding the **7.5 million-tonne** target, valued at **148 billion baht (US\$4.52bn)** on strong year-end demand. However, white rice exports fell **39.9% to 3.62m tonnes** and fragrant rice declined **6.35%**, due to stiff price competition from **Vietnam, India** and **Pakistan**.
- **Thailand–China G2G deal delayed; pricing remains uncompetitive** The **100,000-tonne Thailand–China G2G** rice shipment has been delayed due to cabinet and legal approvals. **Thai 5% rice at US\$399/tonne** is US\$50–60 higher than regional peers, limiting competitiveness despite **China signaling total imports of 500,000 tonnes**.
- **Cautious 2026 outlook; stock rules unlikely to disrupt trade** Thailand set a **7 million-tonne export target for 2026** amid rising global supply and demand risks. Global rice stocks are forecast at **188.83 million tonnes**, dominated by **China and India**, while proposed stockpiling rules are seen as neutral for exporters.

Source: News & Publications



- **Vietnam projects 7.73 million tonnes rice exports in 2026** Vietnam’s rice exports are expected at **7.73 million tonnes**, based on **43.55 million tonnes** of paddy from **7.09 million** hectares, mostly from the Mekong Delta. The export mix includes **5.8 million tonnes of high-quality/fragrant rice (75%)**, **773,000 tonnes glutinous rice (10%)**, and **1.16 million tonnes** for processing (15%), with shipments split between **4.01 million tonnes in H1** and **3.72 million tonnes in H2**.
- **Philippines to import 2.5 million tonnes from Vietnam** Vietnam plans to **export 2.5 million tonnes** to the **Philippines in 2026**, resuming purchases after a **4-month suspension in late 2025**. Imports are expected to be controlled via quotas and tariffs, maintaining Vietnam as the country’s main rice supplier.
- **Exporters face price pressure from oversupply and competition** from Thailand, while traditional markets like Indonesia and Malaysia limit imports. The strategy is shifting to premium, high-quality, and branded rice for stable markets including **China, Africa, Hong Kong, and Europe**, targeting profitability over volume. **Total exports are expected around 7.5–8 million tonnes, similar to 2025**.

Source: News & Publications

UPCOMING EVENTS:



BIOFACH 2026

BIOFACH – World’s Leading Trade Fair for Organic Food

Date: February- 10, 2026 to February -13, 2026

Location: Nuremberg, Germany



5TH ANNUAL Sustainable Foods 2026

Date: January- 28, 2026 to January -29, 2026

Locations: Business Design Centre, London



Gulf Food Fair 2026

Date: January- 26, 2026 to January -30, 2026

Locations:

- Dubai world trade center
- Dubai expo city

For more details, please click here: [Global Rice Events](#)



SUBSCRIBE US

www.RiceNewsToday.com

FOLLOW US



The icons are clickable links follow us on our social accounts and stay updated!

Errors and Omissions Excepted (E&OE)