

# RICE MARKET REPORT

*"An In-Depth Analysis of Pakistan & Global Rice Markets and Trends"*

Monthly report ***"September 2025 Edition"***

*Dated: 25<sup>th</sup> September 2025*



# CONTENT COVERED IN THIS REPORT

## What's Inside:

This report will cover the following topics:

1. Traditional & Emerging Basmati Markets
2. Top 10 Pakistan Basmati Brown Rice Import Markets
3. Top 10 Basmati Rice Markets for Pakistan & India
4. Comparative Analysis of EU Basmati Rice Imports from India and Pakistan
5. Pakistan Rice Exports To World & Major Destinations (**Basmati**)
6. Traditional & Emerging Non-Basmati Markets
7. Pakistan Rice Exports To World & Major Destinations (**Non-Basmati**)
8. Pakistan Month-wise Rice Exports Comparison (**2024 & 2025**)
9. Registered Varieties of Pakistan Being Traded
10. Comparison of Pakistan Rice FOB Prices
11. Pakistan rice sector – Key highlights
12. Comparison of Global Rice FOB Prices
13. Major update this month
14. Global Rice News Highlights
15. Upcoming Global Rice Events



# Mapping Traditional and Emerging Import Markets for Pakistani Basmati Rice

TRADITIONAL BASMATI IMPORT MARKETS		
Region	Country	Key Highlights
Europe & UK	UK, Italy, Belgium, Netherlands, Germany	~67% share in brown Basmati segment; zero-duty access under GSP+; strong price premium market.
GULF & Middle East	UAE	One of the largest buyers; consistent demand for both traditional and premium Basmati
	Saudi Arabia	Traditional buyer; increasing demand for aged and aromatic varieties
	Iran	Resumed barter trade in <b>FY2024–25</b> ; vital buyer despite logistical challenges
	Oman, Qatar	Smaller but steady volumes; part of GCC distribution hub
Africa	Kenya	Key African market; mix of basmati and non-basmati shipments
North America	USA, Canada	Premium-focused market; growing demand for organic & low-residue rice

EMERGING BASMATI IMPORT MARKETS		
Region	Country	Key Highlights
Southeast Asia	Malaysia	Increased interest after India's export disruption; retail & industrial buyers active
	Indonesia	Rising demand for parboiled & aromatic Basmati; steady growth
	Philippines	New entry point with public-sector G2G imports
South Asia	Bangladesh	First-ever <b>G2G rice</b> deal signed in 2025; includes premium varieties
East Asia	China	Importing broken rice & trying Basmati blends; demand rising for aromatic, cost-efficient varieties
Africa	Somalia, Benin, Ghana	Expanding trade networks; growing basmati interest among traders
Central Asia	Uzbekistan, Kazakhstan	Untapped retail potential; test shipments reported by REAP
Middle East	Iraq, Syria	Post-conflict markets seeing gradual rice import growth



# Top 10 Import Markets of Pakistani Basmati Brown Rice

Rank	Country	Estimated Share	Key Notes
1	United Kingdom	~24%	Largest market; high demand for low-residue, organic-compliant rice
2	Italy	~21%	Major retail and ethnic food sector buyer
3	Netherlands	~13%	Hub for EU distribution; increasing organic imports
4	Belgium	~12%	Active in brown rice reprocessing and EU redistribution
5	Spain	~11%	Retail-focused imports for value chains and supermarkets
6	Portugal	~5%	Growing demand in Portuguese ethnic retail sector
7	United States	~4%	Niche demand for organic and ethnic store chains
8	Denmark	~2.5%	Imports for both ethnic and sustainable food segments
9	Poland	~2%	Mid-sized volume; retail and food processing sector
10	France	~2%	Small but steady importer of low-pesticide brown rice

Estimated based on REAP, Volza, and COMTRADE shipping data. Country-level FY2024–25 stats to be confirmed post PBS/TDAP release.

- These countries collectively account for **most** of Pakistan’s **Basmati brown rice exports**.
- **EU** and **UK** remain critical due to zero-duty access and preference for brown rice in retail and processing chains.
- Early **FY2024–25** data (**Sept–Aug**) confirms **150,065 MT** of brown rice exports to **13 countries**, with these **10** leading the volume share.

# Top 10 Basmati Rice Markets for Pakistan & India

RANK	KEY MARKET	PAKISTAN'S PERSPECTIVE 	INDIA'S PERSPECTIVE 
1	United Arab Emirates (UAE)	A leading buyer of Pakistani basmati and also a major <b>re-export hub</b> , redistributing rice to other Gulf and African markets.	Strong destination for India as well, but more important as a re-export gateway than a final consumer.
2	Saudi Arabia	One of Pakistan's <b>biggest</b> Traditional market an important destination for Pakistan, though volumes fluctuate.	India's <b>single largest market</b> , buying the highest share of its basmati exports.
3	United Kingdom	One of Pakistan's <b>biggest premium markets</b> in Europe, where Pakistani basmati enjoys strong brand loyalty.	Also significant for India, with steady demand from South Asian diaspora.
4	Italy & Spain (EU)	Among the <b>largest EU importers</b> of Pakistani basmati, both countries maintain long-standing trade links.	India also exports to these markets, but Pakistan has a stronger share.
5	Netherlands, Belgium, France, Germany (EU cluster)	Collectively a <b>core region for Pakistani exports</b> , with consistent demand across Western Europe.	India is present but holds a smaller share compared to Pakistan.
6	Iran	Imports from Pakistan are inconsistent due to trade restrictions.	One of India's biggest and most reliable buyers.
7	Iraq	Limited direct trade for Pakistan.	A <b>key growth market</b> for India in recent years.
8	Yemen & Oman	Significant for Pakistan, especially Oman, where Pakistani rice has deep market penetration.	Moderate for India, with demand driven mostly by price competitiveness.
9	Kuwait & Qatar	Both countries regularly import Pakistani basmati, ranking within the top 10 destinations.	Also purchase Indian basmati, though in slightly higher volumes.
10	United States	Smaller but growing market for Pakistan, supported by diaspora demand.	A <b>major premium market</b> for India, steadily expanding.

Sources: REAP, APEDA, CBI, WITS (UN Comtrade), ITC Trade Map, FAO Rice Market Monitor

# Comparative Analysis of EU Basmati Rice Imports from India and Pakistan

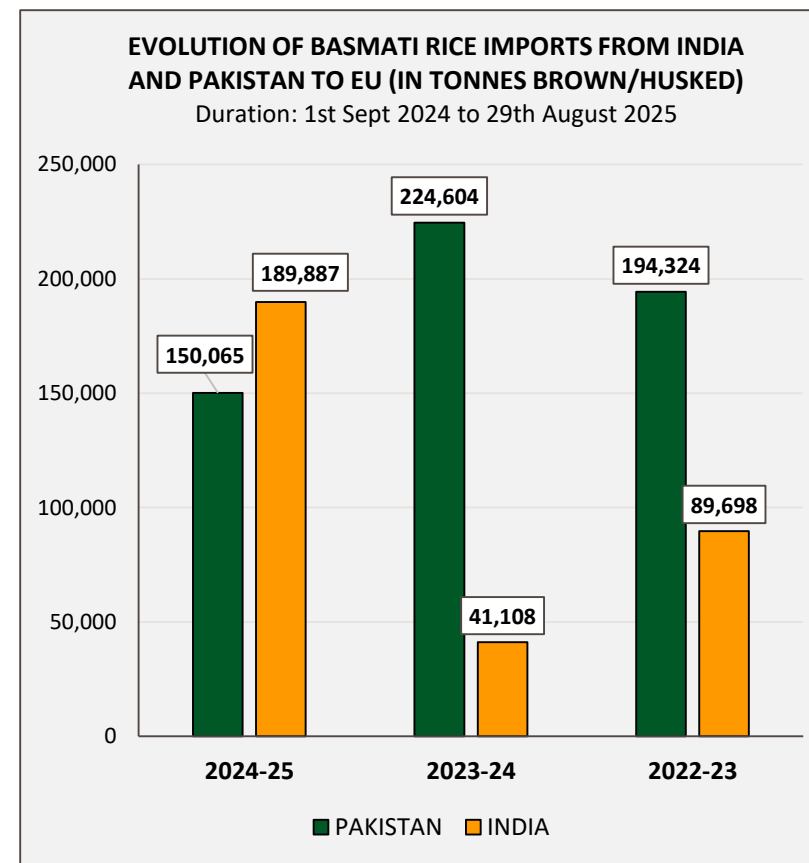


## EVOLUTION OF BASMATI RICE IMPORTS FROM INDIA AND PAKISTAN TO EU (IN TONNES BROWN/HUSKED)

Duration: 1st Sept 2024 to 29th August 2025

MS	Pakistan (2024-25)	India (2024-25)	Total (2024-25)	Pakistan (2023-24)	India (2023-24)	Total (2023-24)	Pakistan (2022-23)	India (2022-23)	Total (2022-23)
Belgium	18,081	44,070	62,151	31,145	2,098	33,244	40,450	5,500	45,950
Czechia	25	–	25	–	–	–	25	–	25
Denmark	3,624	210	3,834	3,612	7	3,619	2,203	–	2,203
France	18,932	11,443	30,375	21,731	2,559	24,290	23,847	8,384	32,231
Germany	1,524	4,802	6,326	2,827	1,879	4,706	1,970	2,892	4,862
Greece	–	325	325	–	–	–	–	–	–
Italy	44,953	33,927	78,880	50,124	8,270	58,394	46,561	16,621	63,181
Netherlands	26,099	44,400	70,499	54,898	18,589	73,486	17,573	42,932	60,505
Poland	7,304	6,609	13,913	12,250	1,260	13,510	8,450	1,875	10,325
Portugal	6,113	20,306	26,419	13,544	4,696	18,240	8,943	6,622	15,565
Romania	3,375	–	3,375	2,000	–	2,000	100	–	100
Spain	23,409	20,421	43,830	32,459	1,675	34,134	44,202	4,767	48,969
Sweden	–	–	–	–	75	75	–	105	105
Grand Total	150,065	189,887	339,952	224,604	41,108	265,713	194,324	89,698	284,022

Source: European Commission



# EU Basmati Rice Import Trends: PAKISTAN & INDIA

## (2024–25 vs 2025–26)



**(2025-2026) EVOLUTION OF BASMATI RICE IMPORTS FROM INDIA AND PAKISTAN TO EU (IN TONNES BROWNHUSKED)**

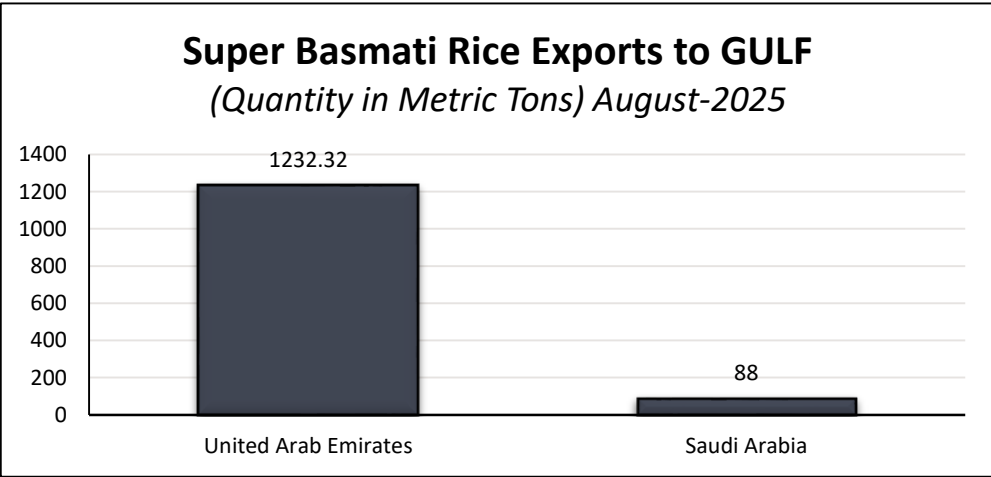
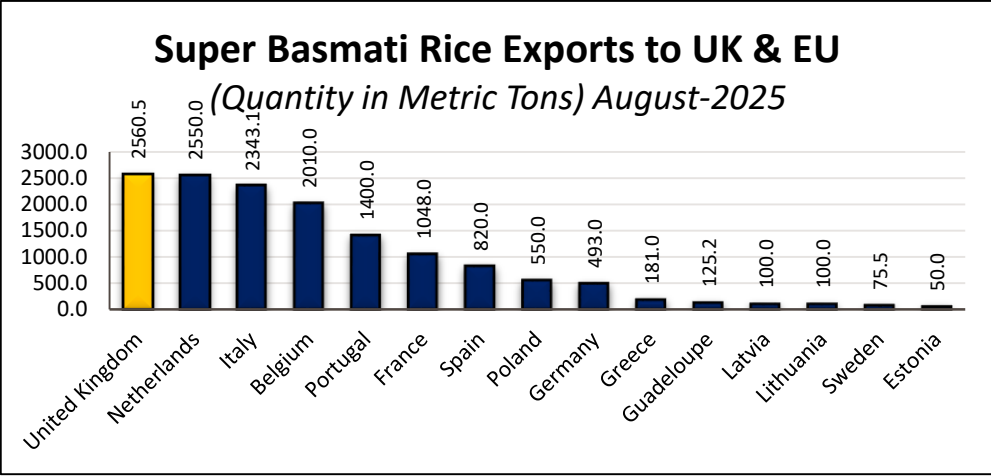
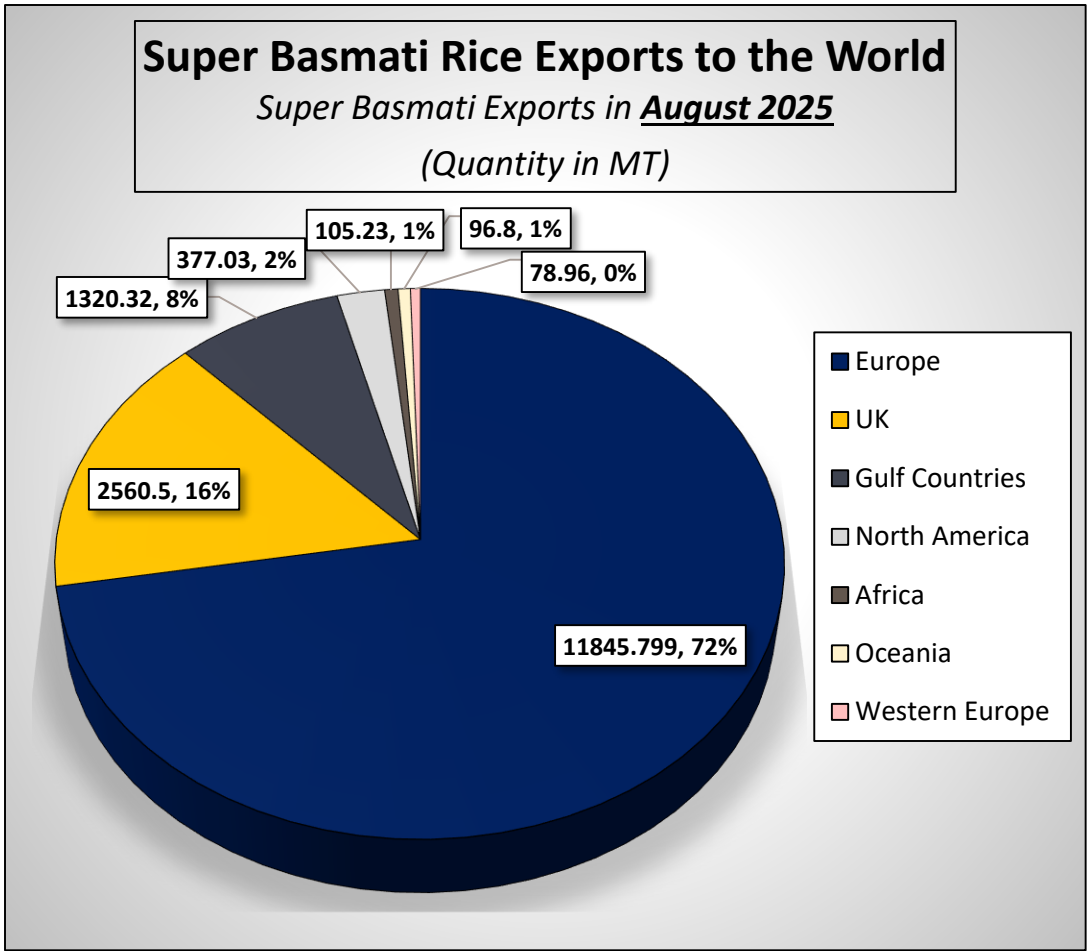
**Duration: 1st SEP-2025 to 31th AUG-2026 (Last updated on 16th September 2025).**

COUNTRIES	PAKISTAN (2025-26)	INDIA (2025-26)	TOTAL (2025-26)	PAKISTAN (2024-25)	INDIA (2024-25)	TOTAL (2024-25)
Belgium		675	675	3,990	300	4,290
Bulgaria			-			-
Czechia			-			-
Denmark		105	105	68		68
France		750	750	1,598		1,598
Germany		355	355			-
Greece			-			-
Italy	1,825	5,250	7,075	3,750	600	4,350
Netherlands	1,166	3,403	4,569	2,100	2,367	4,467
Poland		105	105			-
Portugal		500	500		250	250
Romania		250	250			-
Spain	350	250	600	1,572		1,572
Sweden			-			-
Grand Total	3,341	11,643	14,984	13,078	3,517	16,595

Source: European Commission



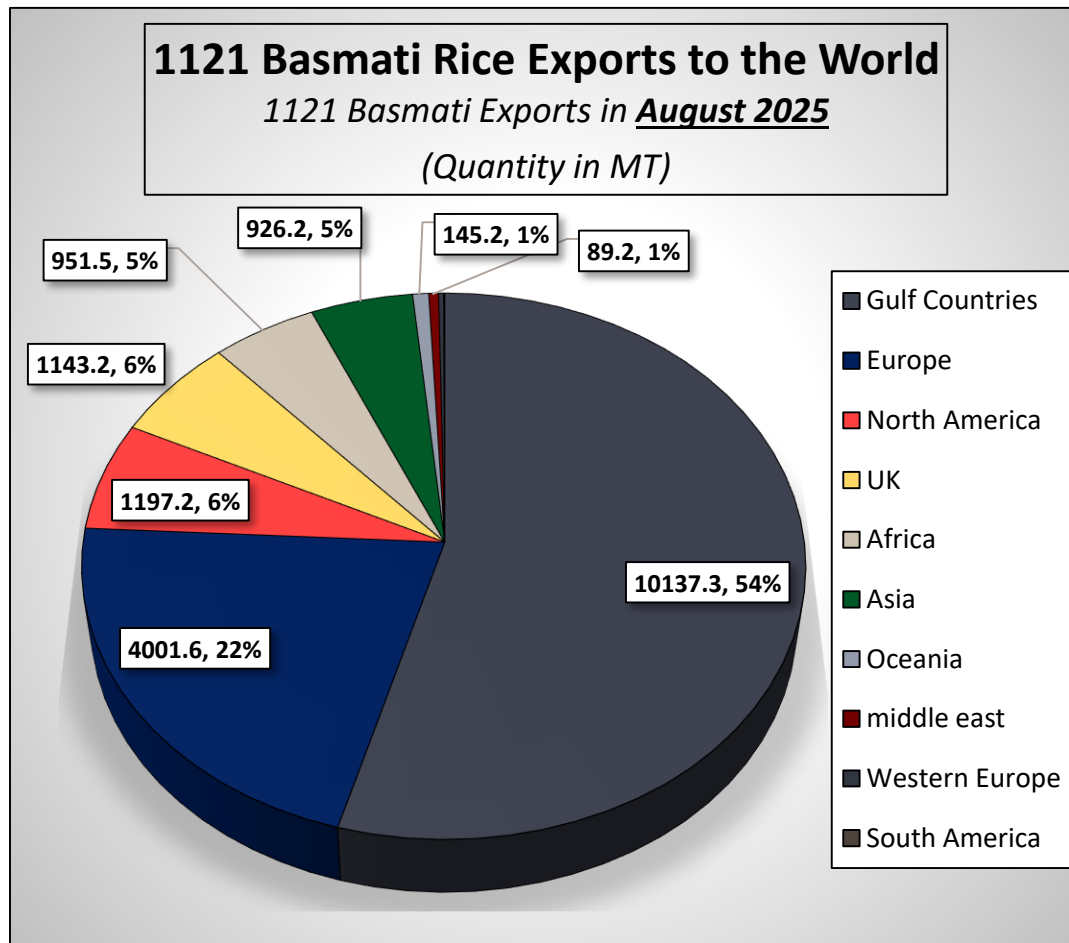
# SUPER BASMATI EXPORTS TO THE WORLD & MAJOR DESTINATIONS



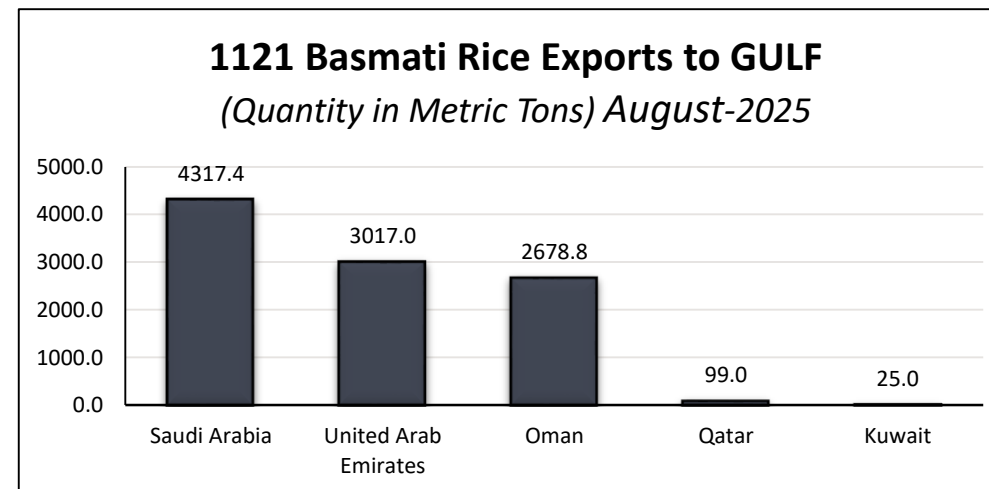
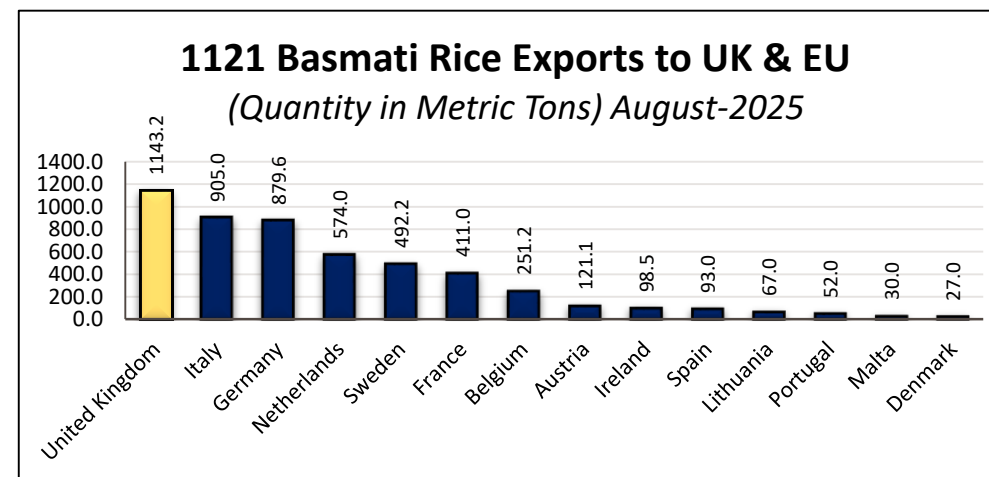
“Please note: Export data is compiled from Pakistani port records and may include minor discrepancies.”



# 1121 BASMATI EXPORTS TO WORLD & MAJOR DESTINATIONS



"Please note: Export data is compiled from Pakistani port records and may include minor discrepancies."

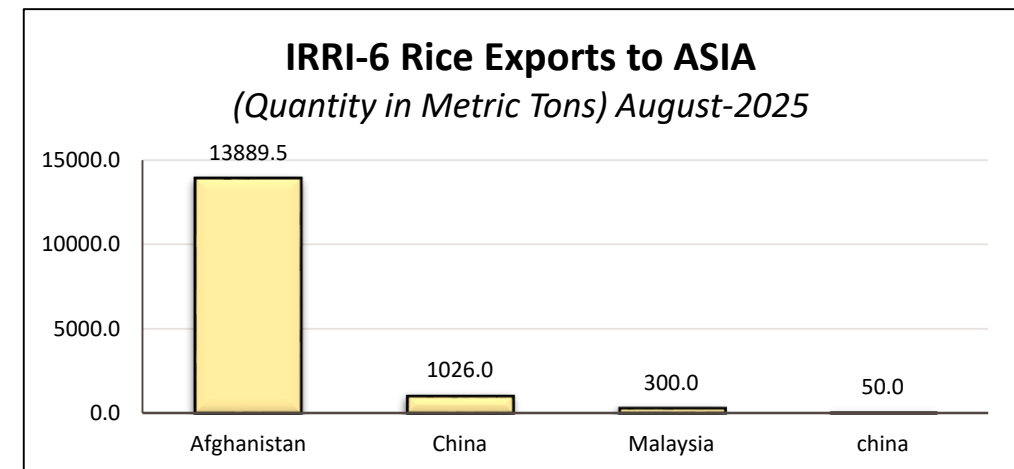
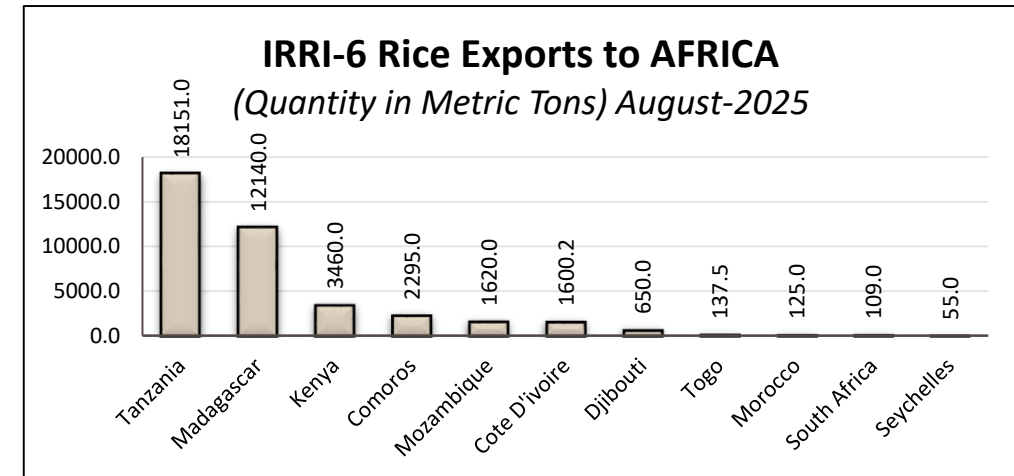
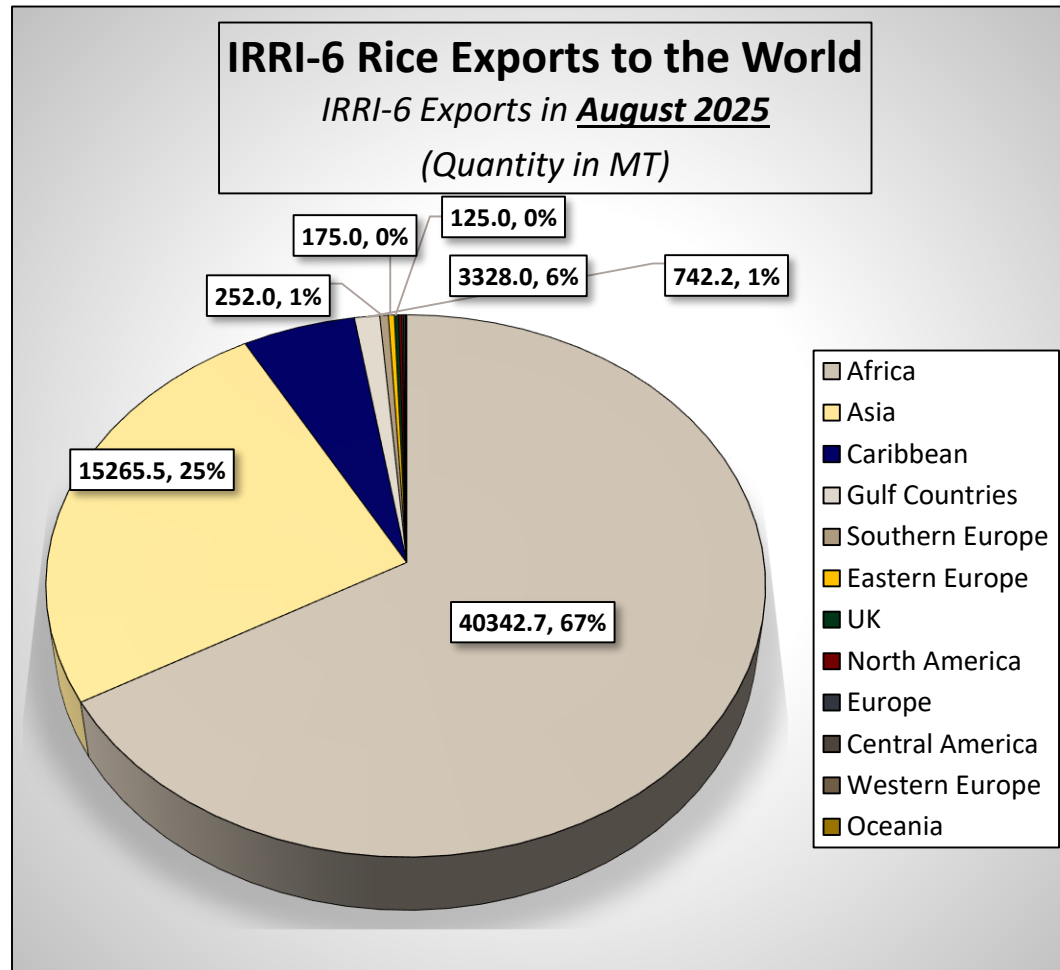


# Mapping Traditional and Emerging Import Markets for Pakistani Non-Basmati Rice

TRADITIONAL NON- BASMATI IMPORT MARKETS		
Region	Country	Key Highlights
Africa	Kenya	Largest buyer; ~252,000 MT in 2024. Customs value cut <b>\$615 → \$460/MT</b> ; duty-free quota of 500,000 MT till Dec 2025 ensures strong FY2025 demand.
	Mozambique, Madagascar, Tanzania, Djibouti, Cote d Ivoire	Long-time importers; steady demand for parboiled and broken rice, driven by government procurement.
GULF & Middle East	Iran	Imports IRRI and parboiled rice; trade continues through barter/private channels despite sanctions.
	UAE, Saudi Arabia	Steady buyers of IRRI and parboiled rice; UAE also re-exports Pakistani rice to GCC & North Africa.
South Asia	Afghanistan	Dependable market via border trade; imports mainly <b>IRRI-6</b> and Sella rice
Southeast Asia	Malaysia	Has imported both <b>IRRI</b> and parboiled rice from Pakistan for public tenders

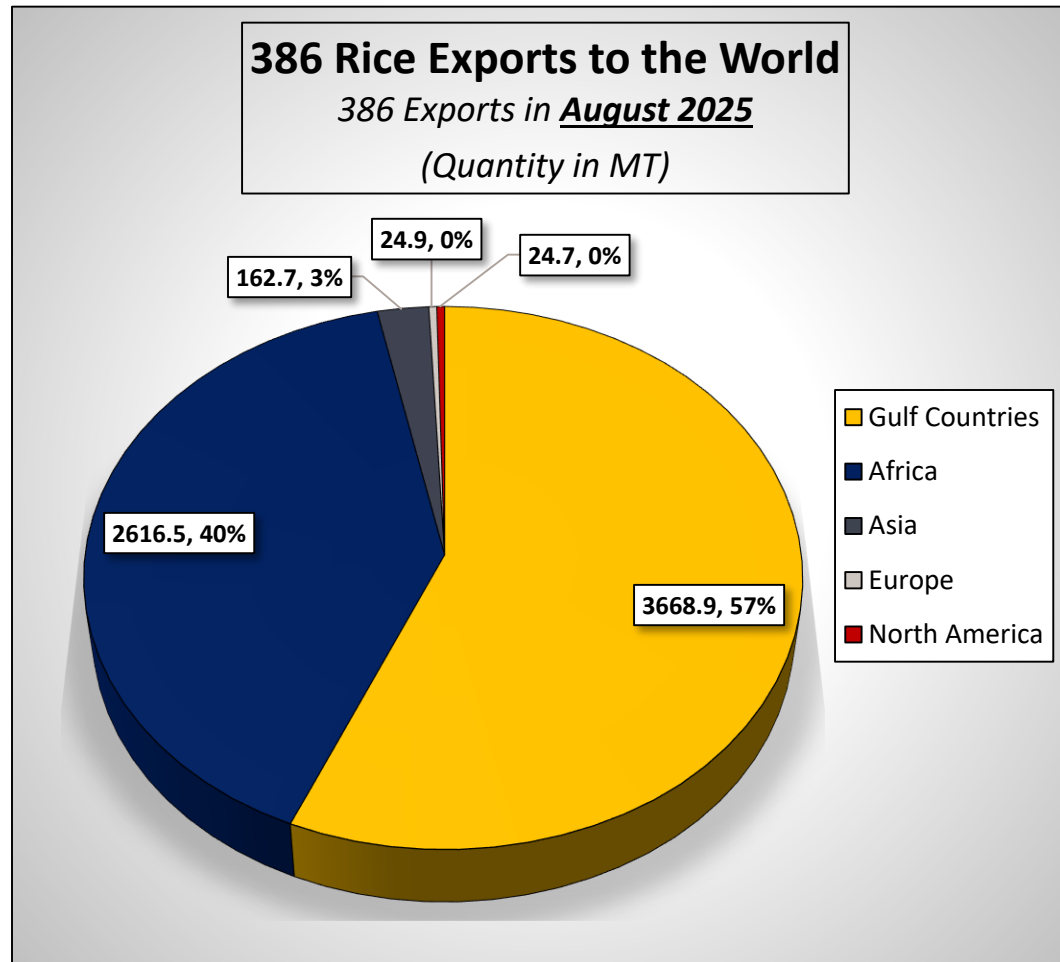
EMERGING NON-BASMATI IMPORT MARKETS		
Region	Country	Key Highlights
South Asia	Bangladesh	First-ever <b>G2G rice</b> deal signed in <b>2025</b> ; imports include parboiled and white rice
Southeast Asia	Indonesia	Govt. tenders led to <b>~61,000 MT</b> import in <b>2024</b> ; continued interest in <b>2025</b>
	Philippines	Philippines' import liberalization has opened new demand for Pakistani broken/parboiled rice.
Africa	Benin, Ghana, Nigeria	Strong demand for <b>IRRI-6</b> and <b>white rice</b> via bulk shipments
Asia	China	<b>5% broken rice</b> and <b>IRRI-6</b> for feed and processing; price-efficient preference
Central Asia	Uzbekistan, Tajikistan	Trial shipments underway; retail and wholesale demand rising
Latin America	Mexico, Cuba (exploratory)	Initial interest building through bilateral talks

# IRRI-6 Rice EXPORTS TO WORLD & MAJOR DESTINATIONS

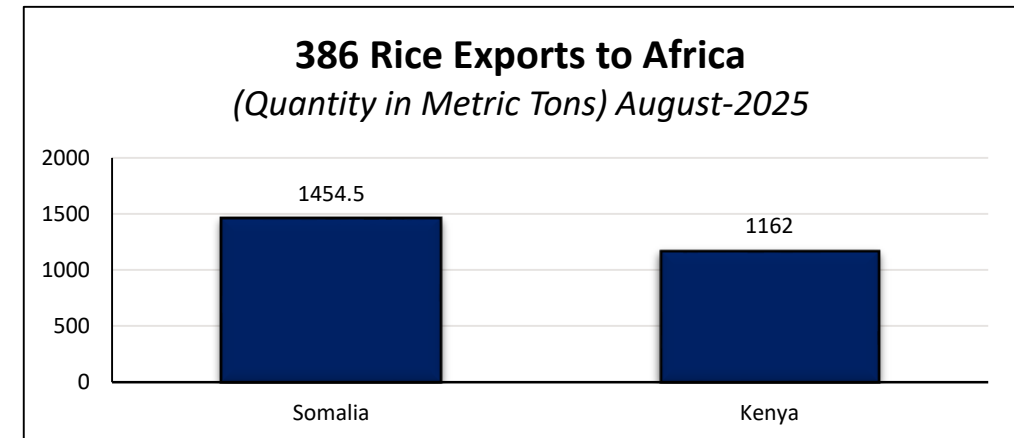
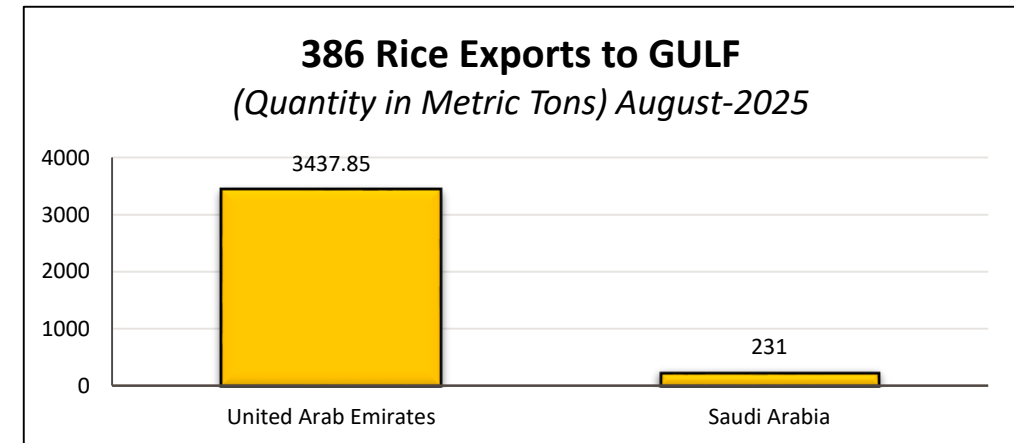


"Please note: Export data is compiled from Pakistani port records and may include minor discrepancies."

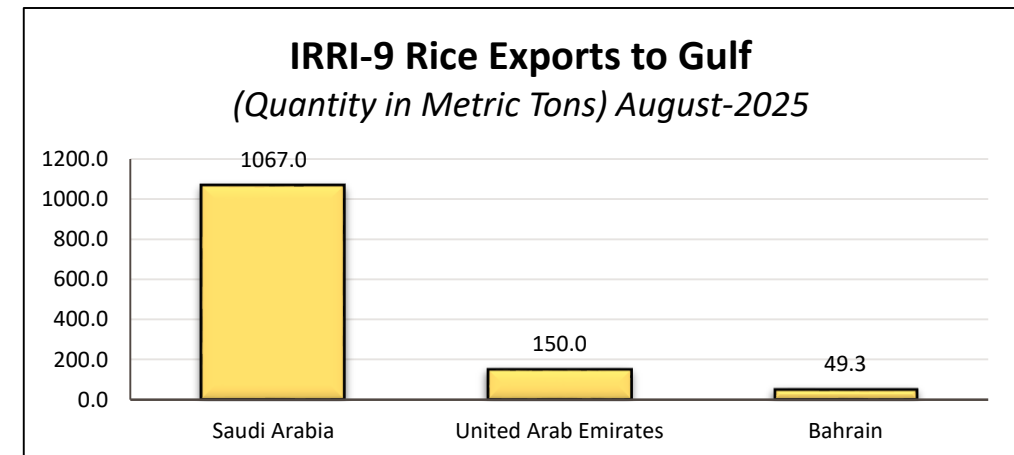
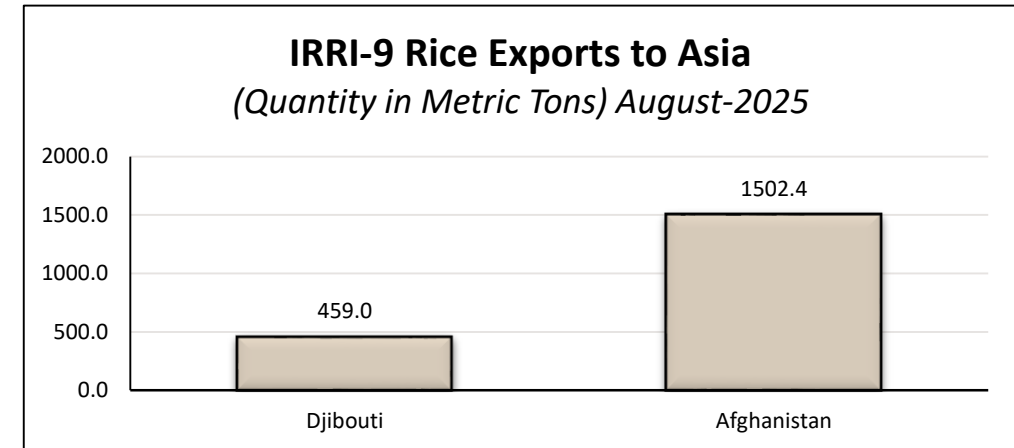
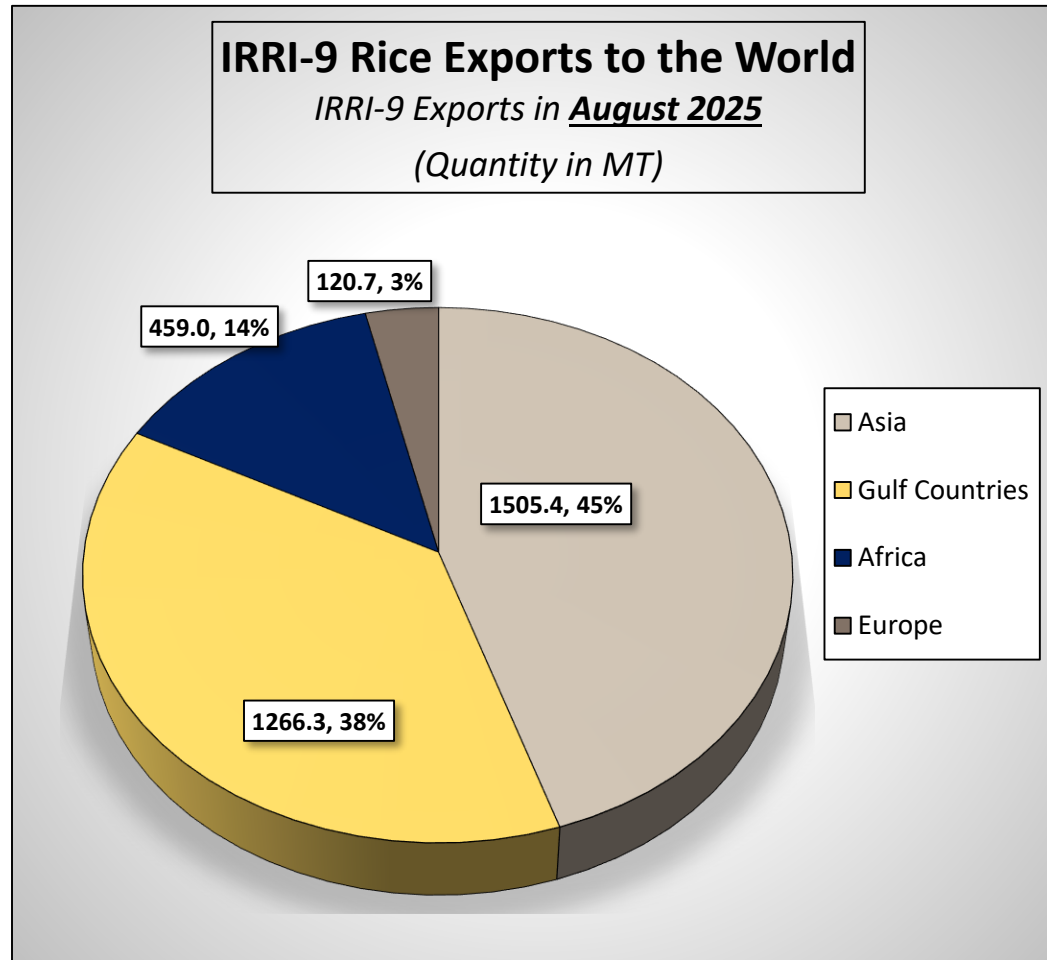
# 386 Rice EXPORTS TO WORLD & MAJOR DESTINATIONS



"Please note: Export data is compiled from Pakistani port records and may include minor discrepancies."



# IRRI-9 Rice EXPORTS TO WORLD & MAJOR DESTINATIONS



"Please note: Export data is compiled from Pakistani port records and may include minor discrepancies."

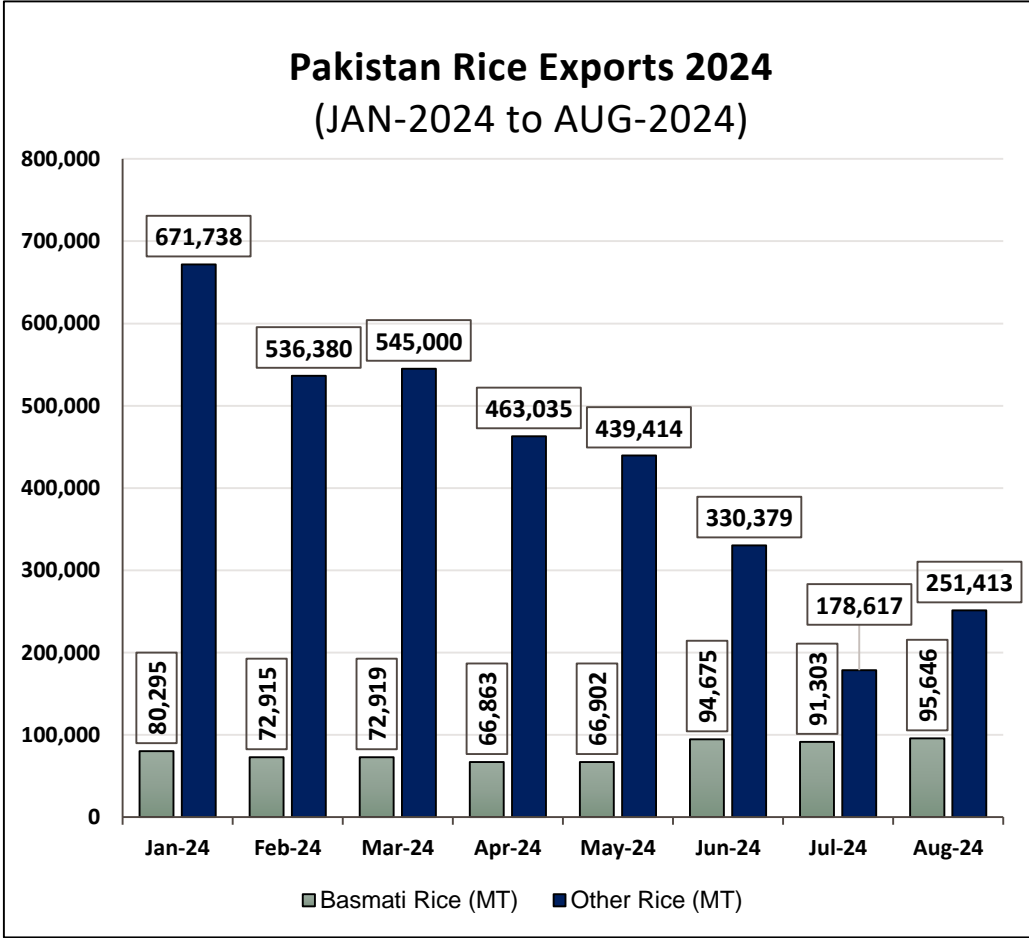
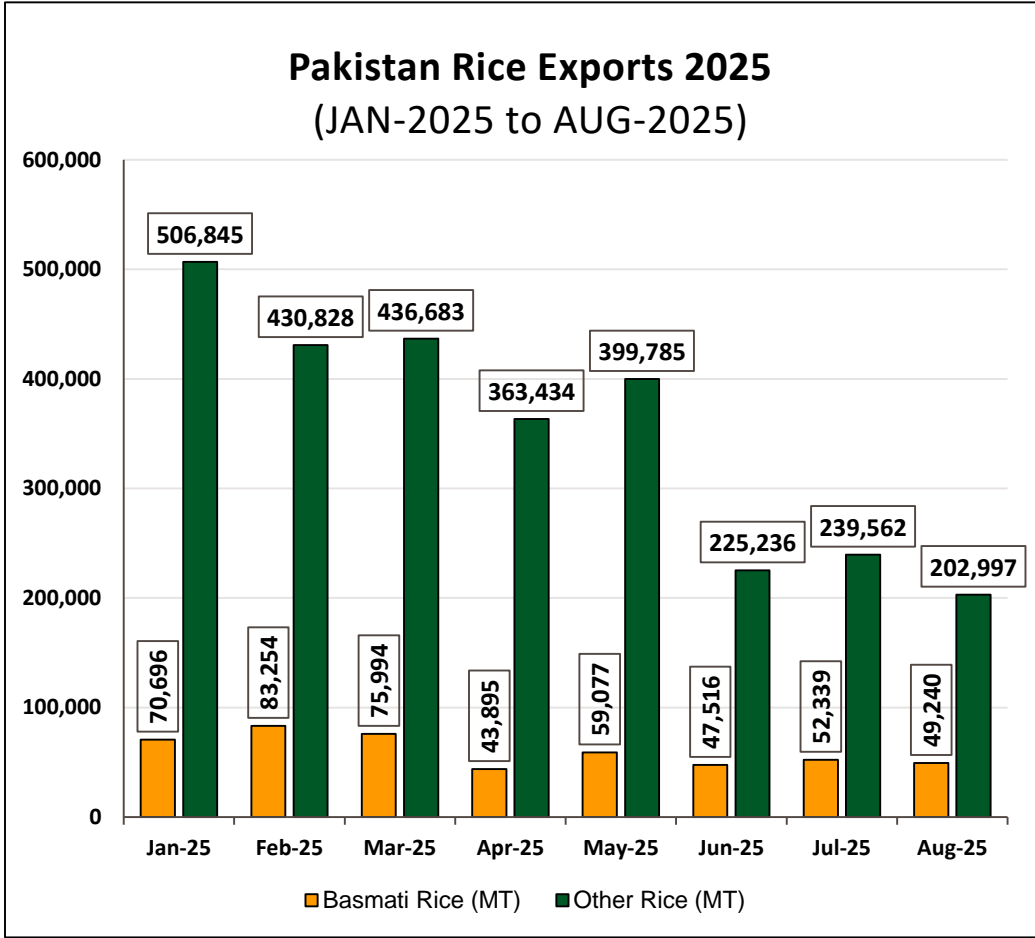
# APPROVED BASMATI & NON- BASMATI VARIETIES OF PAKISTAN

APPROVED BASMATI VARIETIES	
Basmati -370	Kissan Basmati
Basmati C 622	NIAB Basmati 2016
Sultan Super Basmati	Noor Basmati
Basmati 198	Super Gold
Basmati 385	Super Basmati 2019
Super Basmati	NIBGE Basmati 2020
Basmati 2000	PK 2021 aromatic
Shaheen Basmati	KSK 111 H
Basmati 515	Sona Super Basmati
PK IRRI-6 aromatic	Vital Super Basmati
Punjab Basmati	NIAB HT 39
NIAB HT 18	NIAB S-39
GUARD 101	NIAB Super
Chenab Basmati	NIAB Basmati-2016

APPROVED NON-BASMATI VARIETIES	
IRRI-6	IRRI-9
KSK- 282	NIBGE GSR 8
KSK- 133	SKCB – 370-5-32
NIAB IRRI-9	
NIAB 2013	
KSK- 434	
NIBGE -5	
NIAB ST-9	
NIAB IRRI – 195	
KSK- 706	
NIBGE GSR 6	
NIBGE GSR 7	

Source: [Approved Basmati Rice Varieties](#)  
[Approved Non-Basmati Rice Varieties](#)

# PAKISTAN RICE EXPORTS COMPARISON: (2024 & 2025)



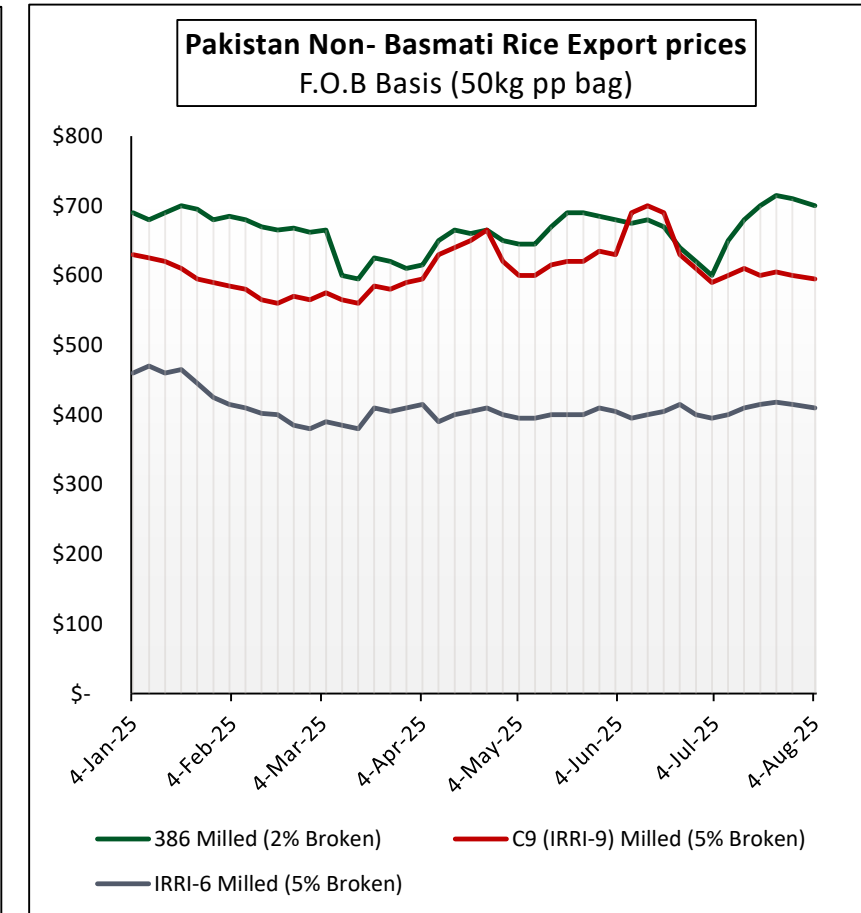
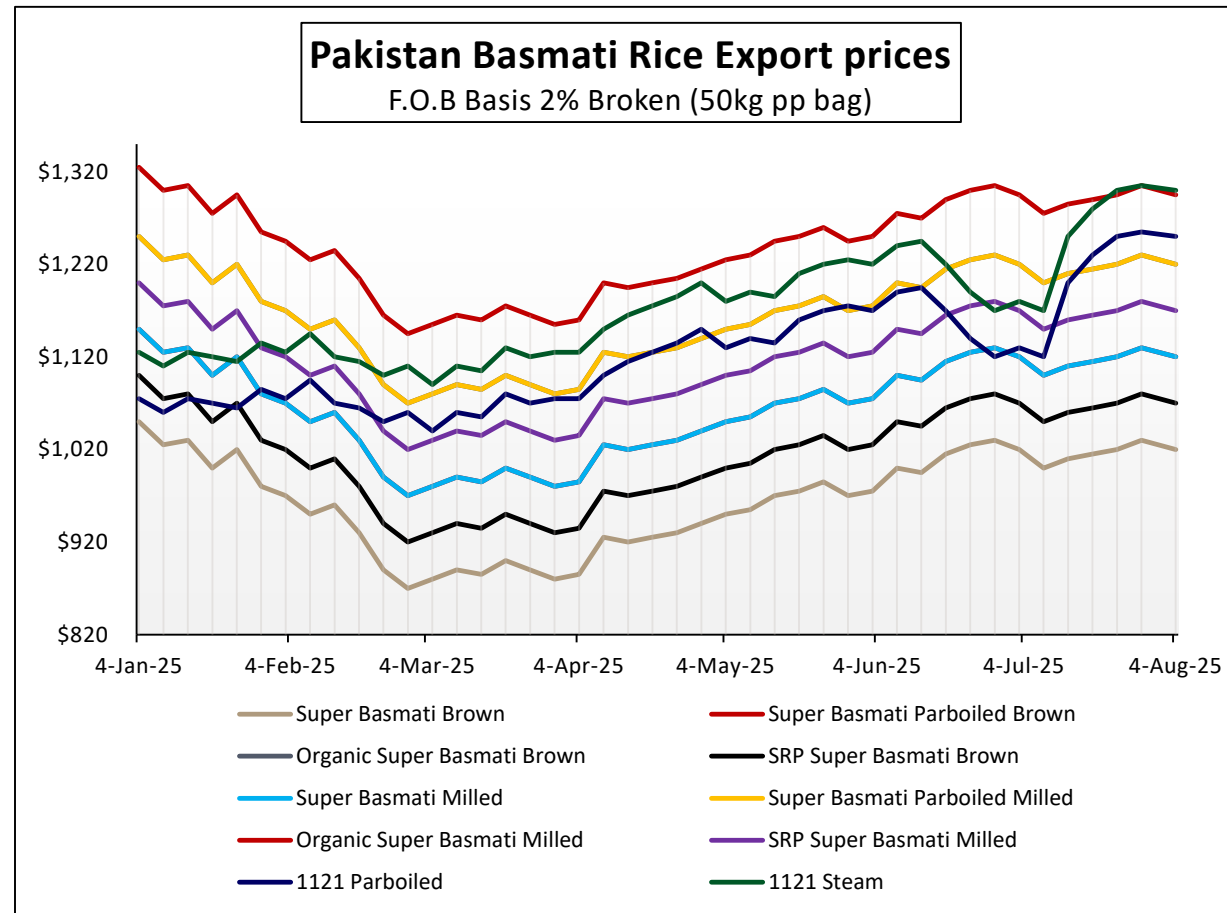
Source: Pakistan Bureau of statistics



# PAKISTAN RICE PRICES COMPARISON:



EXPORT PRICES F.O.B BASIS (PER TON).



**Note:** (in 1<sup>st</sup> graph) Although 10 varieties are listed, only 8 price lines appear on the chart because: (Super Basmati Parboiled Brown and Super Basmati Milled share the same FOB prices) & (Organic Super Basmati Brown and Super Basmati Parboiled Milled also share the same FOB prices)

For more details on Pakistan market rice prices Please click here: [Pakistan Rice Market](http://PakistanRiceMarket.com)

# PAKISTAN RICE SECTOR – Key highlights of (September 2025)

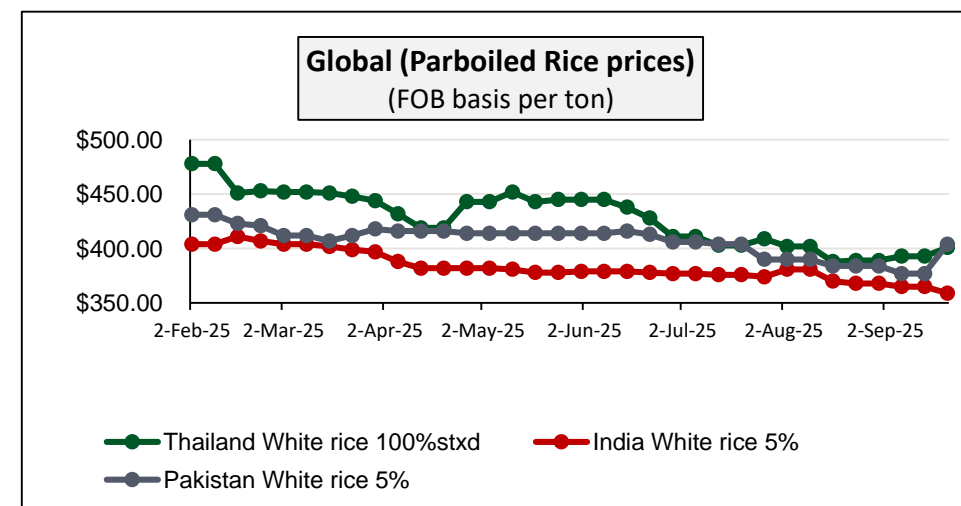
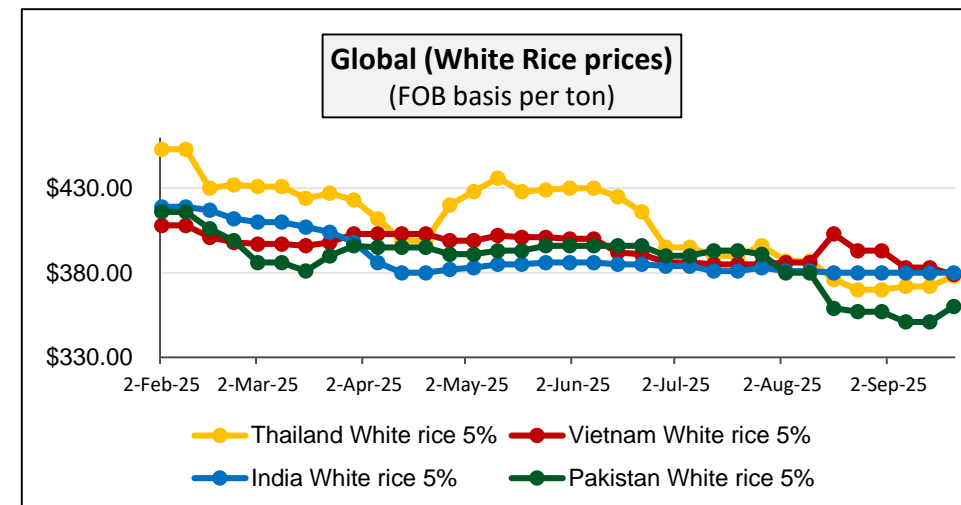
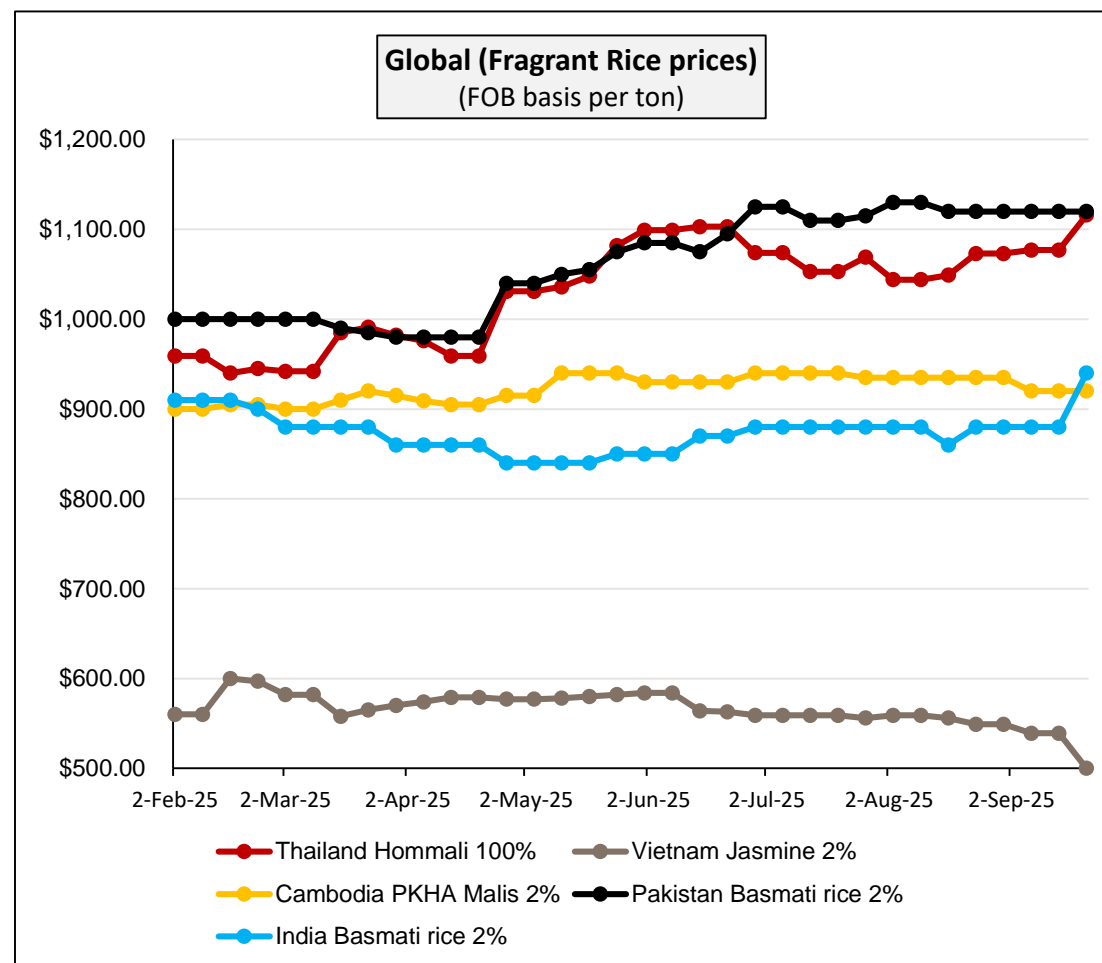
---

- A Senate panel was told that approvals for **104 consignments** of substandard rice seized by the **EU in 2024** were allegedly granted at the highest level. Only three **DPP officials** were dismissed, while the DG post remains held by a customs officer rather than a plant protection expert, raising concerns of scapegoating and weak regulatory oversight in Pakistan's export system.
- **REAP estimated flood damage at 10–12%** of Punjab's rice crop (**600,000–700,000 acres**), rejecting exaggerated **60%** claims as harmful for exports. A joint government–REAP report later confirmed about **1 million acres impacted, 370,000 acres destroyed**, and an expected **9% drop** in national output, which may support global rice prices that have already fallen 40% from January 2024's 15-year highs.
- **Rice exports fell 32% YoY in July–August 2025 to 545,403 MT** worth **\$314m**, compared to **616,744 MT (\$465m) last year. Basmati dropped 45%** to **101,934 MT (\$107m)** while non-basmati held steady at **443,469 MT (\$207m)**. Overall food exports declined **23% to \$775m**, while food imports jumped **37% to \$1.47b**, widening the deficit.
- Pakistan's use of Chinese Honglian hybrid rice expanded, now covering **40% of the hybrid seed market**. The new **PU786 variety** (approved July 2025) can **triple yields from 1,600 → 5,600 kg/acre**, outperforming local varieties by **12%**. Cultivated worldwide on 45m hectares, Honglian is helping boost resilience and food security under CPEC-linked research cooperation.
- Punjab announced a 'Hi-Tech Bank Financing Programme' and a special compensation package for flood-affected farmers, with **over 6 million acres** under rice cultivation this year (**20% above target**). Alongside, **TDAP, DPP, and REAP** launched a nationwide seminar series on pesticide residues and aflatoxin, training farmers and exporters across Punjab and Sindh to meet the **EU's strict 4 ppb aflatoxin limit and reduce rejections**.
- PBS reported mixed inflation in September: wheat flour prices fell 9.8%, chicken 3.2%, while **rice rose 1.63%**, onions 12.17%, and tomatoes 10.47%. On a yearly basis, tomatoes surged 90%, sugar 29%, and flour 18.6%, underscoring persistent pressure on consumer budgets despite slight relief in weekly inflation (-0.2%).

**Source:** News, Publications & Reports

# GLOBAL RICE PRICES COMPARISON:

EXPORT PRICES F.O.B BASIS (PER TON)



For more details on global rice prices Please click here: [Global Rice Market](http://www.GlobalRiceMarket.com)

Source: TREA (Thai Rice Exporters Association)

## Major Highlight – Flood 2025: Impact on Pakistan’s Rice Crop

---

- **Rumors vs. reality** – As floodwaters rose across Punjab, early media headlines screamed of a “**60% crop wipeout**.” Panic spread in markets and WhatsApp groups, fueling fears of shortages. But REAP and independent surveys calmed the storm, confirming losses closer to **10–12% (≈654,000 acres)**, not the catastrophe first imagined.
- **The true picture** – A joint government–REAP report later painted a clearer view: **1 million acres impacted, 370,000 acres destroyed**. That’s about **15% of the total rice area**, still serious but far from collapse. Punjab, which produces the bulk of Basmati, saw its worst flooding in 30 years, with yields expected to dip **≈9%**.
- **Basmati under pressure, Sindh holding strong** – In Punjab’s heartland, some farmers lost entire fields, with **140 villages reporting heavy damage**. Yet Basmati losses remained at **5–6%**, with resilient varieties like **1718** and **1509** surviving. Sindh’s non-Basmati belt stayed largely safe, ensuring Pakistan’s export backbone was not broken.
- **From loss to resilience** – The story doesn’t end with destruction. Rice acreage this year actually expanded to **12.2 million acres (up from 11.2m)**, and enriched soils may boost yields **20–25%** in healthier zones. Despite floods, Pakistan could still harvest **≈12 million acres worth of rice** — one of its biggest crops in history.
- **Exports stay on track** – REAP reassured buyers that Pakistan will ship **up to 8 million tons this year**, compared to **6m tons (\$3.2b)** last year. This resilience positions Pakistan to climb from the world’s 4th to the **3rd-largest rice exporter within five years**, even as Basmati prices ticked up by **\$50/ton** amid uncertainty.
- **Global ripple effect** – With world rice prices already down **40% from Jan 2024 highs**, Pakistan’s reduced supply may slow the decline, offering rivals India, Vietnam, and Thailand a breather. At home, the government vowed tough action against hoarders exploiting fear to drive prices higher.
- **A sector tested, a sector standing** – The floods displaced **4 million people and killed 1,000+**, but Pakistan’s rice sector stood resilient. Verified numbers replaced rumors, export commitments held steady, and confidence returned to global buyers — a reminder that even in crisis, the country’s rice remains its enduring strength.


Source: News, Publications & Reports

# MAJOR GLOBAL NEWS HIGHLIGHTS OF (September 2025):



- **Record stocks and exports** – India’s rice reserves rose 14% YoY to a record **48.2m tons by Sept 1**, far above the **13.5m-ton target**. With export curbs lifted in March, shipments are projected to **hit 22.5m tons in 2025**, nearly **25%** higher than last year, keeping India as the supplier of 40% of **global rice trade**.
- **Punjab floods hit Basmati belt** – Heavy rains submerged **≈150,000 acres** of Basmati in Punjab, **pushing prices up 8–10% domestically and 5–7% abroad** in key markets like **Saudi Arabia, UAE, and the UK**. Yet India still exports **4m+ tons of Basmati annually worth \$5b**, and recovery is underway with government relief and climate-smart practices.
- **Shifting procurement & markets** – To offset Punjab and Haryana’s **10–15% crop losses**, exporters are sourcing more from Haryana, Uttar Pradesh, and Madhya Pradesh. **April–Aug 2025 Basmati exports rose 15% YoY to 3.1m tons (\$1.74b)**, while **domestic prices climbed 10–14%**. With US tariffs hurting sales, exporters are diversifying into the Middle East, Europe, Africa, and Latin America.

Source: News & Publications



- **Fresh import tender launched** – Bangladesh’s state grain buyer issued an international tender for **50,000 MT of non-basmati parboiled rice**, with offers due by October 6 and shipment to Chittagong and Mongla within 40 days of award. The move comes as domestic prices remain 15–20% higher YoY, despite healthy stocks and earlier imports.
- **Market volatility despite stocks** – In Khulna, rice prices surged to Tk 53–80/kg, even though government warehouses hold **84,000 MT** and supplies remain stable from a bumper boro harvest, OMS sales, and imports via Benapole, Bhomra, and Chattogram. Officials fixed coarse rice at **Tk 53–55/kg** and fine rice at **Tk 73–74/kg**, but market rates climbed higher as traders accused corporate millers of hoarding paddy to inflate prices.
- **Imports bring short-term relief** – Between **Aug 12–Sept 17**, Bangladesh imported **104,859 MT** via Hili Land Port on **2,421 Indian trucks** at a 2% tariff. Prices in Dinajpur fell **Tk 4–6/kg**, with coarse rice at **Tk 50–51** and fine Shompa Katari at **Tk 68/kg**, signaling that continued imports could further cool the market.

Source: News & Publications

# MAJOR GLOBAL NEWS HIGHLIGHTS OF (September 2025):



- Thailand's rice sector faced headwinds in **September 2025**, as **exports fell 26% year-on-year to 3.87 million tons** by mid-August, compared to **5.29 million tons** last year. The decline pushed Thailand from the second to the third-largest exporter globally, behind **India** and **Vietnam**. Fierce price competition from India's lower offers, weakening demand from key buyers like Indonesia and the Philippines, and volatility in the Thai baht all undermined competitiveness.
- To ease pressure, the government introduced a **37.9 billion baht (\$1.2 billion)** support package. Registered households will receive **1,000 baht per rai (≈\$4.9 per hectare), capped at 10,000 baht (\$309)** each, covering more than **5.49 million farms**. Alongside, the Department of Foreign Trade led a trade mission to Japan, aiming to maintain annual **exports of around 300,000 tons**.
- Thailand also strengthened its premium image in Australia, where Thai rice holds a **35% market share**, following a successful promotional campaign at the Fine Food **Australia 2025 expo**.

Source: News & Publications



- **Vietnam** stayed resilient while others struggled, exporting **5.5 million tons worth \$2.81 billion in Jan–July 2025**. Revenues dipped 16% on falling global prices, but **volumes rose 3%**, keeping Vietnam second after India and ahead of **Thailand**. The **Vietnam Food Association** expects 8 million tons this year, driven by **fragrant OM, DT, ST, and sticky rice varieties**. The Philippines, taking **40–45% of Vietnam's shipments**, suspended imports in September to protect local farmers, creating near-term hurdles. Still, China has doubled purchases and Africa is emerging as a strong outlet, helping offset the dip.
- At home, state firms are stockpiling hundreds of thousands of tons to stabilize supply. By August, **3.13m hectares** were harvested, **yielding 20.5m tons**, with the autumn-winter crop set to add another 13.8m tons. Yet a new **5% VAT on exports** has locked up around **VND 2 trillion (\$76m)** in refunds, squeezing liquidity. Exporters warn that without faster refunds and better storage and milling infrastructure, Vietnam risks cash flow issues and supply chain congestion during peak harvests.

Source: News & Publications

# UPCOMING EVENTS:

---



## Anuga 2025

**Date:** October 4, 2025 – October 8, 2025

**Time (for visitors):** 10:00 a.m. to 6:00 p.m.

**For more details:** <https://service.anuga.com/fairapplication/login>

**Location:** Cologne Marathon



## 2025 International World Rice Conference

**Phnom Penh, Cambodia**

**Date & time:** November 6 · 10am – November 9 · 5pm GMT+7

**Location:** Shangri-La Phnom Penh Village No 14, Sam Dach Hun Sen Road Tonle Bassac Commune, Chamkarmorn Phnom Penh, Phnom Penh 120101 Cambodia

**Address:** '5 Star' Shangri-La Hotel



## Gulf Food Fair 2026

**Date:** January - 26, 2026 to January -30, 2026

**Locations:**

- Dubai world trade center
- Dubai expo city

**For more details, please click here:** [Global Rice Events](#)





# SUBSCRIBE US

[www.RiceNewsToday.com](http://www.RiceNewsToday.com)

## FOLLOW US



*The icons are clickable links follow us on our social accounts and stay updated!*

***Errors and Omissions Excepted (E&OE)***