

# RICE MARKET REPORT

Volume: 23

Dated: 9<sup>th</sup> July 2025.



# CONTENT COVERED IN THIS REPORT:

Welcome to **RNT (Weekly market report)** on the rice sector, with a special emphasis on **Pakistan's role** in the global market.

## List of Topics:

**This report will cover the following topics:**

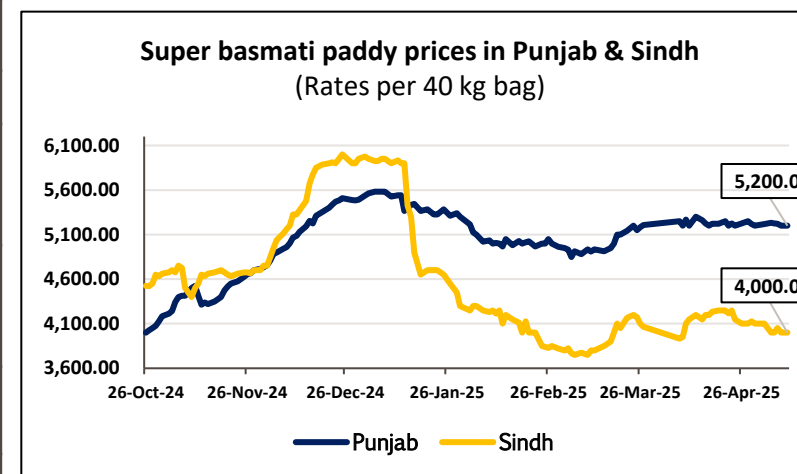
1. Major rice varieties grown in Pakistan (**Basmati & Non-Basmati**).
2. Summary of all paddy rates.
3. Emerging Basmati Varieties for new season crop (**2025-26**).
4. Approved Rice Varieties of Pakistan.
5. Pakistan Rice News Highlights.
6. Rice Farming in Pakistan.
7. Pakistan Month-wise Exports.
8. Pakistan Export Prices (**Basmati & Non-Basmati**).
9. Global Rice Prices.
10. Global Rice News Highlights.
11. Upcoming Global Rice Events.



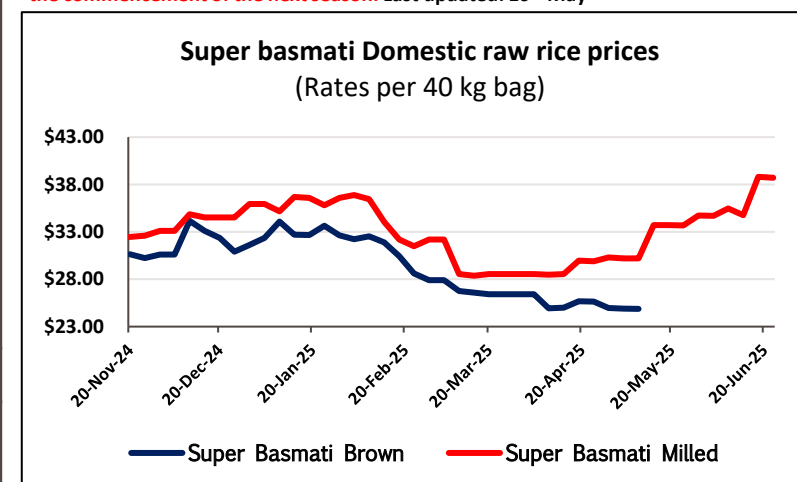
# MAJOR RICE VARITIES GROWN IN PAKISTAN: (Basmati)

(Production, consumption, supply and Demand)

Super Basmati		
Growing Region	Punjab: Major quantity	Sindh: Relatively good quantity
Production Area	<b>Punjab:</b> 17% Decline in area <b>2024-25:</b> 13,13,000 Acers <b>2023-24:</b> 15,78,000 Acers	<b>Sindh:</b> N/A
Quality of the crop year (2024-25)	<b>Punjab:</b> Good Quality followed by previous year crop, low yield in some areas.	<b>Sindh:</b> Cracks in grains, high broken% due to high temperature and low irrigation.
Variants Available	<ul style="list-style-type: none"> <li>Super basmati brown</li> <li>Super basmati milled</li> <li>Super basmati parboiled brown</li> <li>Super basmati parboiled Milled</li> </ul>	
Major Markets	Europe, Gulf region and UK.	
Supply and Demand	<ul style="list-style-type: none"> <li><b>Pakistan's rice exports declined by 11.71% to \$3.203 billion in July–May FY2024–25</b>, but <b>Basmati exports grew slightly by 1.03%</b>. A major boost came from China, where <b>Super Basmati rice exports surged by 121% to \$32.08 million</b>. Its aroma, elongation, and suitability for Chinese cuisine made it a top choice. Improved quality and smoother trade under CPEC further enhanced its demand.</li> <li>With the <b>new Super Basmati harvest season</b> expected to begin around November, preparations are underway across key growing regions.</li> <li>Domestically, <b>Super Basmati milled prices</b> remained mostly stable, with a slight upward adjustment observed in recent weeks.</li> </ul>	
Local Consumption	Super basmati is consumed locally in a lower proportion.	
Competition	<b>Pakistan:</b> 1100 – 1130 USD per ton F.O.B (Super Basmati Milled)	<b>India:</b> 900 – 950 USD per ton F.O.B (Pusa Basmati Milled)



**NOTE:** The paddy rate updates have been temporarily discontinued and will resume with the commencement of the next season. Last updated: 10<sup>th</sup> May

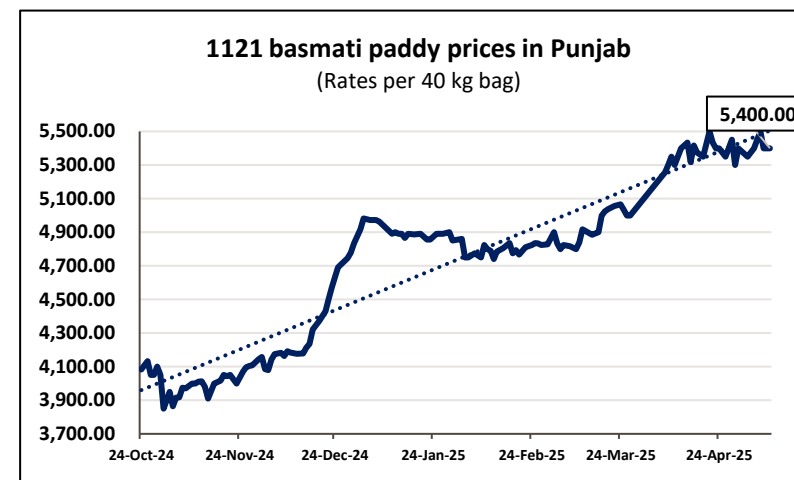


(1 US \$ = 284.30 PKR)

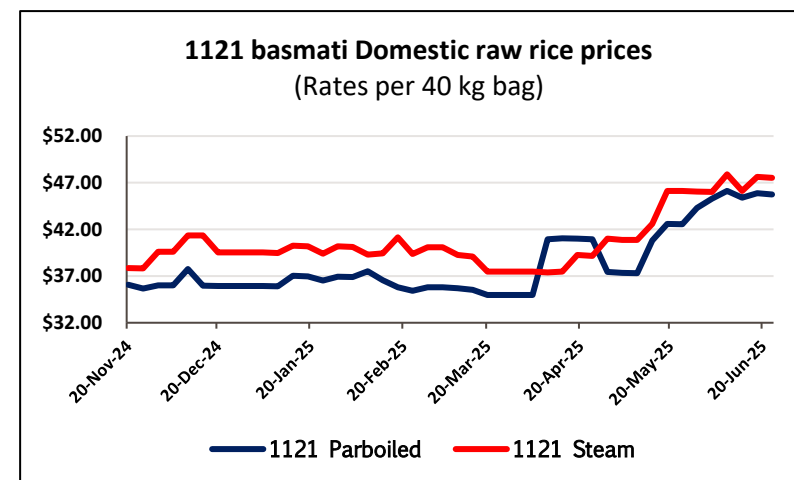
# MAJOR RICE VARITIES GROWN IN PAKISTAN: (Basmati)

(Production, consumption, supply and Demand)

1121/Kainat Basmati		
Growing Region	Punjab: Major quantity	Sindh: Very low quantity
Production Area	<b>Punjab:</b> 14% Decline in area <b>2024-25:</b> 20,17,000 Acers <b>2023-24:</b> 23,36,000 Acers	<b>Sindh:</b> N/A
Quality of the crop year (2024-25)	<b>Punjab:</b> 1121 Basmati maintained good quality followed by previous season crop.	
Variants Available	<ul style="list-style-type: none"> <li>1121 basmati Parboiled</li> <li>1121 basmati Steam</li> <li>1121 basmati Milled</li> </ul>	
Major Markets	Europe, Gulf region and UK.	
Supply and Demand	<ul style="list-style-type: none"> <li>The paddy arrival of <b>1121 Basmati rice</b> is expected by the <b>end of October</b>, with full-scale harvesting to follow soon after.</li> <li>Domestically, <b>1121 Basmati prices</b> have remained mostly stable, with a slight upward adjustment observed in recent weeks.</li> <li>Meanwhile, market rumors suggest that <b>1121 basmati</b> may gradually be replaced by emerging Basmati varieties. Further updates and official statistics on this potential shift will be provided in due course.</li> </ul>	
Local Consumption	1121 basmati rice is consumed locally	
Competition	<b>Pakistan:</b> 1200 – 1230 USD per ton F.O.B (1121 Steam rice)	<b>India:</b> 1100 – 1150 USD per ton F.O.B (1121 Steam rice)



**NOTE:** The paddy rate updates have been temporarily discontinued and will resume with the commencement of the next season. Last updated: 10<sup>th</sup> May

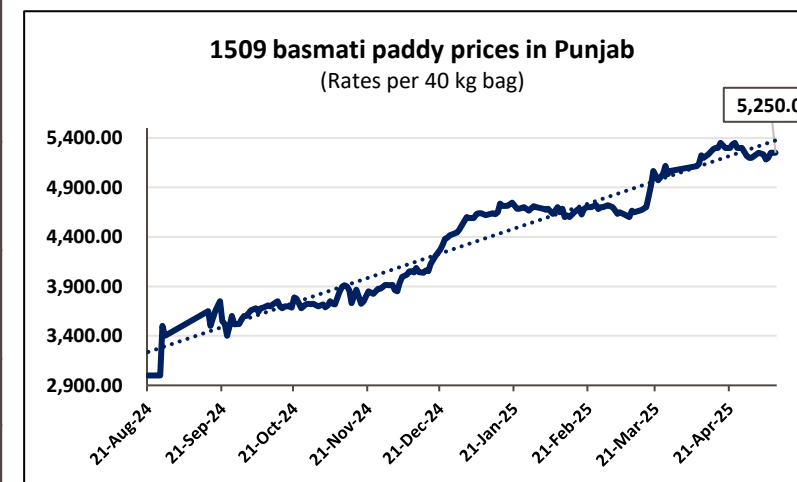


(1 US \$ = 283.65 PKR)

# MAJOR RICE VARITIES GROWN IN PAKISTAN: (Basmati)

(Production, consumption, supply and Demand)

1509/Kisan Basmati		
Growing Region	Punjab: Major Quantity	Sindh: Not available in Sindh
Production Area	Punjab: 30% Increase in area 2024-25: 11,08,000 Acers 2023-24: 8,50,000 Acers	Sindh: N/A
Quality of the crop year (2024-25)	Punjab: 1509 Basmati maintained good quality followed by previous season crop.	
Variants Available	<ul style="list-style-type: none"> <li>1509 basmati Parboiled</li> <li>1509 basmati Steam</li> <li>1509 basmati Milled</li> </ul>	
Major Markets	Gulf region, UK and USA.	
Supply and Demand	<ul style="list-style-type: none"> <li>The paddy arrival of <b>1509 Basmati rice</b> is expected to begin in <b>September</b>, making it the earliest maturing <b>Basmati variety</b> of the season. 1509 has become increasingly popular among farmers due to its early yield potential.</li> <li>Last season, the cultivated area for <b>1509 basmati</b> saw a significant <b>30%</b> increase, reflecting strong interest and adoption. While the variety is primarily grown for local consumption, it will be important to observe whether this growth trend continues or stabilizes in the current season.</li> </ul>	
Local Consumption	1509 basmati rice is consumed locally and also exported in some proportion.	

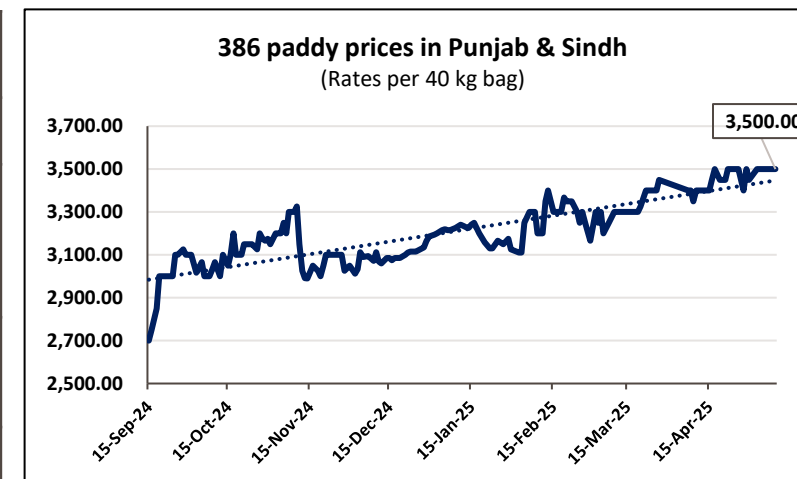


**NOTE:** The paddy rate updates have been temporarily discontinued and will resume with the commencement of the next season. Last updated: 10<sup>th</sup> May

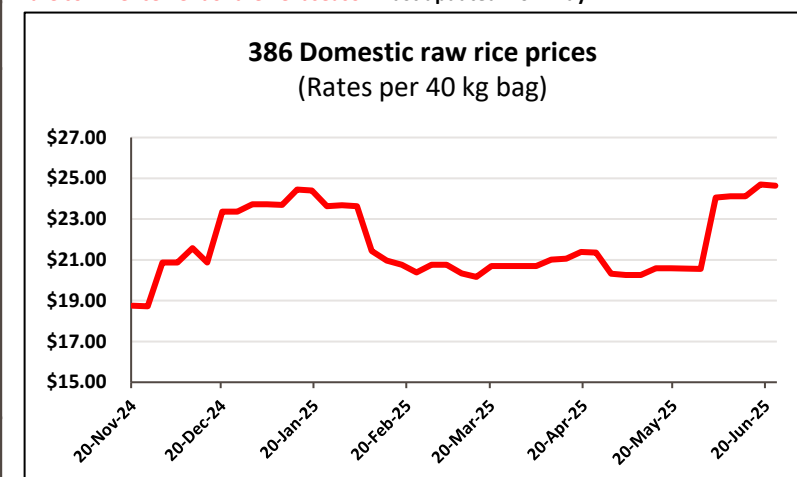
# MAJOR RICE VARIETIES GROWN IN PAKISTAN: (Non-Basmati)

(Production, consumption, supply and Demand)

386		
Growing Region	Punjab: Major Quantity	Sindh: Not available in Sindh
Production Area	<b>Punjab:</b> 24% Increase in area <b>2024-25:</b> 4,43,000 Acers <b>2023-24:</b> 3,56,000 Acers	<b>Sindh:</b> N/A
Quality of the crop year (2024-25)	<b>Punjab:</b> 386 maintained good quality followed by previous season crop.	
Variants Available	<ul style="list-style-type: none"> <li>• 386 brown rice</li> <li>• 386 milled rice</li> <li>• 386 parboiled rice</li> </ul>	
Major Markets	African and Gulf countries.	
Supply and Demand	<ul style="list-style-type: none"> <li>• <b>386</b> is a <b>non-Basmati variety</b> that is a look-alike of Basmati, It enjoys strong demand in <b>Africa</b> and the <b>Gulf regions</b>.</li> <li>• As an early-arriving variety, the harvest of <b>386 paddy</b> is expected by September.</li> <li>• Domestically, <b>386 prices</b> have recently seen a notable increase. Updated statistics and figures will be shared in upcoming reports.</li> </ul>	
Local Consumption	386 rice is consumed locally.	



**NOTE:** The paddy rate updates have been temporarily discontinued and will resume with the commencement of the next season. Last updated: 10<sup>th</sup> May

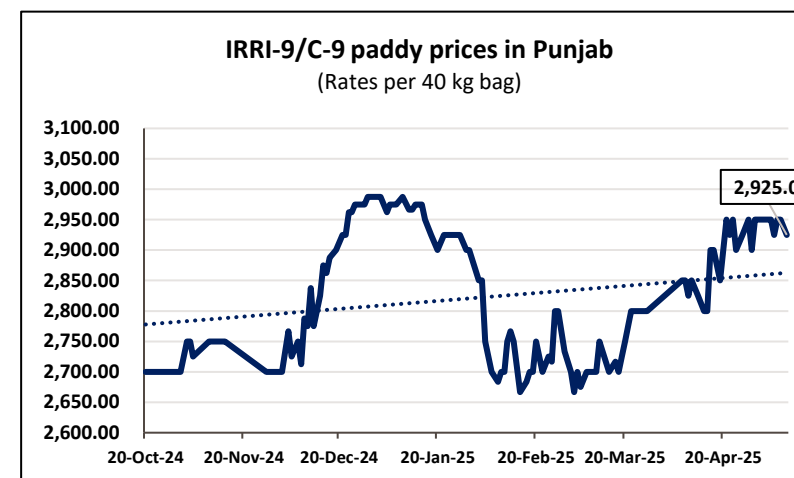


(1 US \$ = 283.65 PKR)

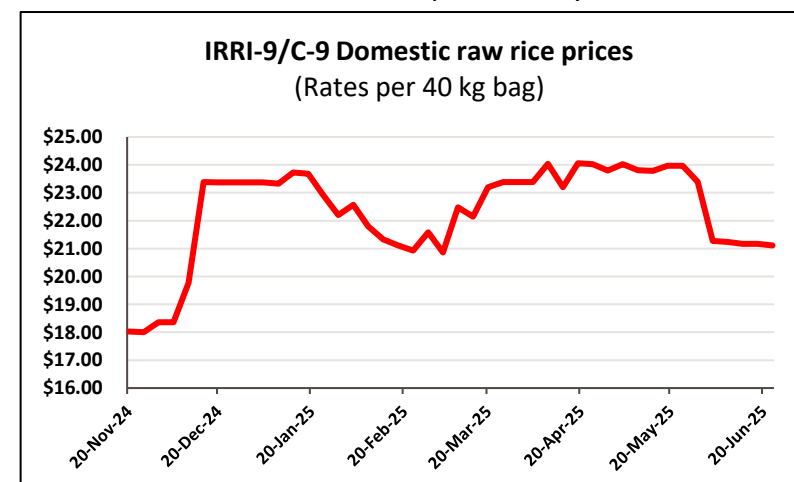
# MAJOR RICE VARIETIES GROWN IN PAKISTAN: (Non-Basmati)

(Production, consumption, supply and Demand)

IRRI- 9		
Growing Region	Punjab: Lower Quantity.	Sindh: Major Quantity.
Production Area	Punjab: 54% Increase in area 2024-25: 1,23,000 Acers 2023-24: 80,000 Acers	Sindh: N/A
Quality of the crop year (2024-25)	Sindh: The IRRI-9 crop was badly affected due to low water in sindh and high temperature, resulting in cracks, high broken % and cooking issues.	
Variants Available	<ul style="list-style-type: none"> <li>IRRI-9 milled rice is commonly traded.</li> </ul>	
Major Markets	Gulf & African countries.	
Supply and Demand	<ul style="list-style-type: none"> <li><b>IRRI-9</b> is a <b>non-Basmati variety</b> primarily grown in <b>Sindh</b>, with a smaller cultivation footprint in Punjab. It caters mainly to <b>Asian and African markets</b> due to its affordability and high volume.</li> <li>The paddy harvest from Sindh is expected to begin in October.</li> <li>Domestically, <b>IRRI-9 prices</b> have remained stable in recent weeks. Further statistics and market insights will be provided in upcoming reports.</li> </ul>	
Local Consumption	IRRI-9 rice is consumed locally.	



**NOTE:** The paddy rate updates have been temporarily discontinued and will resume with the commencement of the next season. Last updated: 10<sup>th</sup> May



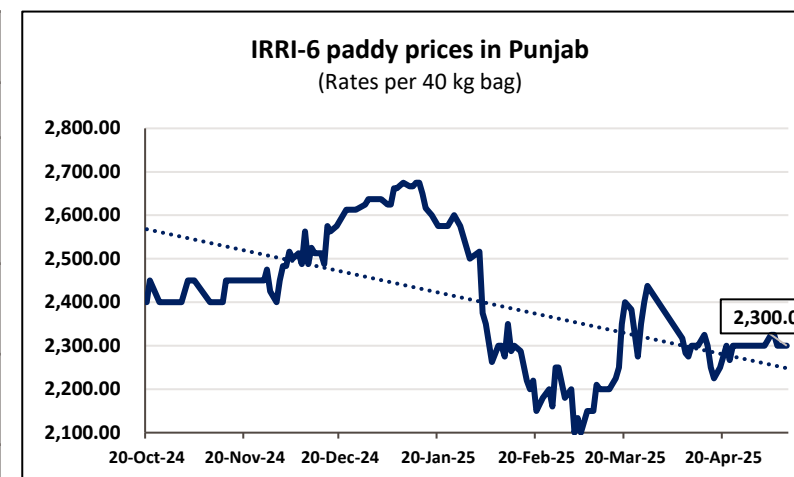
(1 US \$ = 283.65 PKR)



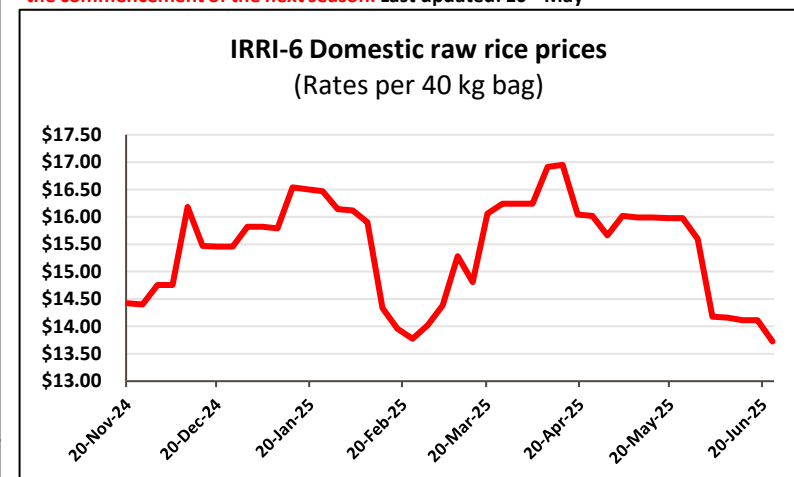
# MAJOR RICE VARIETIES GROWN IN PAKISTAN: (Non-Basmati)

(Production, consumption, supply and Demand)

IRRI- 6		
Growing Region	<b>Punjab:</b> Relatively good Quantity.	<b>Sindh:</b> Major Quantity.
Production Area	<b>Punjab:</b> 32% Increase in area 2024-25: 2,07,000 Acers 2023-24: 1,57,000 Acers	<b>Sindh:</b> N/A
Quality of the crop year (2024-25)	<b>Sindh:</b> The IRRI-6 crop was badly affected due to low water in sindh and high temperature, resulting in cracks, high broken % and cooking issues.	
Variants Available	<ul style="list-style-type: none"> <li>IRRI-6 milled rice.</li> <li>IRRI-6 steam rice.</li> <li>IRRI-6 parboiled rice</li> <li>IRRI-6 brown rice</li> </ul>	
Major Markets	Indonesia, Malaysia, Philippines and African countries.	
Supply and Demand	<ul style="list-style-type: none"> <li><b>China's</b> growing demand for <b>IRRI-6</b> is driven by its higher milling yield of <b>68–70%</b>, slightly above <b>China's</b> domestic average of <b>66–68%</b>. This makes <b>IRRI-6</b> more cost-efficient for processors and enhances its appeal in both retail and ready-to-eat food segments.</li> <li><b>IRRI-6</b> is the largest <b>non-Basmati</b> crop cultivated in <b>Sindh</b>, with limited production in Punjab. It is widely exported to Asian, Gulf and African markets due to its volume and affordability.</li> <li>The paddy harvest in Sindh is expected to begin in <b>October</b>. Domestically, <b>IRRI-6 prices</b> have remained stable, with further updates to be provided in upcoming reports.</li> </ul>	
Local Consumption	IRRI-6 rice is consumed locally.	



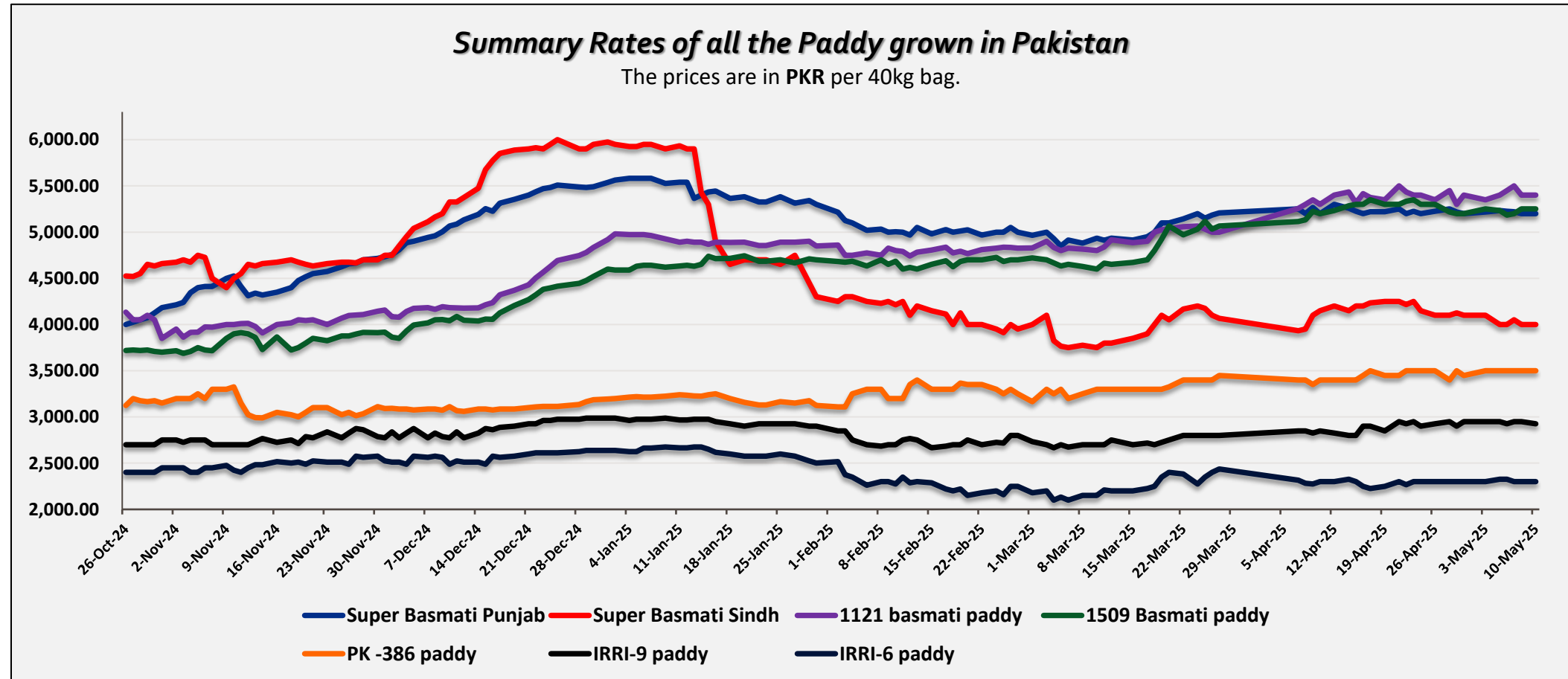
**NOTE:** The paddy rate updates have been temporarily discontinued and will resume with the commencement of the next season. Last updated: 10<sup>th</sup> May



(1 US \$ = 283.65 PKR)



# SUMMARY RATES OF ALL THE PADDY GROWN IN PAKISTAN



Here we present a comparative performance on all the varieties grown in Pakistan till the time being reported. (Last Updated: 10<sup>th</sup> May)

For checking previous year rates and comparing various varieties please click here: [Pakistan Domestic Market](https://www.ricenewstoday.com/pakistan-domestic-market)

# EMERGING BASMATI VARIETIES FOR NEW SEASON

## CROP: 2025–26

---



With the onset of the **2025–26 kharif season**, discussions have intensified around the adoption of new and emerging basmati rice varieties. A notable trend this season is the increasing interest in **variety 1718**, which is reportedly being considered as a potential replacement for the widely cultivated **1121 basmati**.

### Key Emerging Basmati Varieties Observed This Season:

1. 1718 (reportedly replacing 1121 in some areas)
2. 1692
3. 1847
4. 1885
5. PB-07
6. Guard 101

- ☐ These varieties are gaining attraction among growers due to certain agronomic benefits such as Improved yield potential & Better grain quality for export markets.
- ☐ As sowing continues and harvesting begins by the end of this month, clearer insights will emerge regarding the scale of cultivation and performance of these varieties across key basmati-growing zones.

***Using certified varieties not only ensures better productivity but also strengthens Pakistan’s position in the global basmati rice market by maintaining consistency, quality, and authenticity.***

# APPROVED BASMATI & NON- BASMATI VARIETIES FROM GOVERNMENT OF PAKISTAN

APPROVED BASMATI VARIETIES	
Basmati -370	Kissan Basmati
Basmati C 622	NIAB Basmati 2016
Sultan Super Basmati	Noor Basmati
Basmati 198	Super Gold
Basmati 385	Super Basmati 2019
Super Basmati	NIBGE Basmati 2020
Basmati 2000	PK 2021 aromatic
Shaheen Basmati	KSK 111 H
Basmati 515	Sona Super Basmati
PK 1121 aromatic	Vital Super Basmati
Punjab Basmati	NIAB HT 39
NIAB HT 18	NIAB S-39
GUARD 101	NIAB Super
Chenab Basmati	NIAB Basmati-2016

APPROVED NON-BASMATI VARIETIES	
IRRI-6	IRRI-9
KSK- 282	NIBGE GSR 8
KSK- 133	SKCB – 370-5-32
NIAB IRRI-9	
NIAB 2013	
KSK- 434	
NIBGE -5	
NIAB ST-9	
NIAB IRRI – 195	
KSK- 706	
NIBGE GSR 6	
NIBGE GSR 7	

Source: [Approved Basmati Rice Varieties](#)  
[Approved Non-Basmati Rice Varieties](#)

# PAKISTAN NEWS HIGHLIGHTS:

- During the first 11 months of FY 2024-25, Pakistan exported 5.544 million metric tons of rice worth \$3.203 billion, showing an 11.71% decline in value compared to the \$3.628 billion earned from 5.593 million tons in the same period last year. This decrease reflects a broader slowdown in the country's rice export performance, as reported by the Pakistan Bureau of Statistics.
- Despite the overall decline, Basmati rice exports saw a slight improvement. Pakistan exported 761,702 metric tons of Basmati rice worth \$781.93 million, marking a 1.03% increase in value from last year's \$773.98 million earned from 679,100 metric tons. The growth in Basmati rice exports helped soften the impact of the decline in total rice exports.
- Non-Basmati rice exports, however, dropped significantly, bringing in \$2.441 billion from 4.783 million tons, compared to \$2.854 billion in the previous year. Overall food commodity exports during July–May FY2024-25 totaled \$6.748 billion, slightly lower than the \$6.825 billion recorded in the same period last year, highlighting broader challenges in the agri-export sector. [Read More](#) (2<sup>nd</sup> July).
- In July 2025, rice prices in Lahore's Akbari Mandi saw a notable surge amid broader inflation. Tota Basmati ranged from Rs14,000–19,000 per 100 kg, Basmati 386 at Rs18,000–20,000, Kainat 1121 at Rs24,000–27,000, while premium Basmati Super reached up to Rs33,000. [Read More](#) (8<sup>th</sup> July).



## PAKISTAN is the 4<sup>th</sup> largest rice exporting country in the world.

- **Pakistan's rice exports** (FY 25) stood at **5.544 million tonnes**
- **Non-basmati** rice exports between July and March reached **663,000 tonnes**, up by **118,577 tonnes** Y-O-Y.
- Pakistan controls **67%** of the **basmati brown rice market** in the **European Union** and the **UK**.

The top destinations of Pakistan rice exports:

### Basmati rice export markets:

- GULF region
- Europe, UK and USA

### Long grain rice export markets:

- Asia (Malaysia, Indonesia, Philippines and also neighboring country Afghanistan)
- Middle East (Saudi Arabia, UAE & Oman)

Source: Publications

# RICE FARMING IN PAKISTAN:

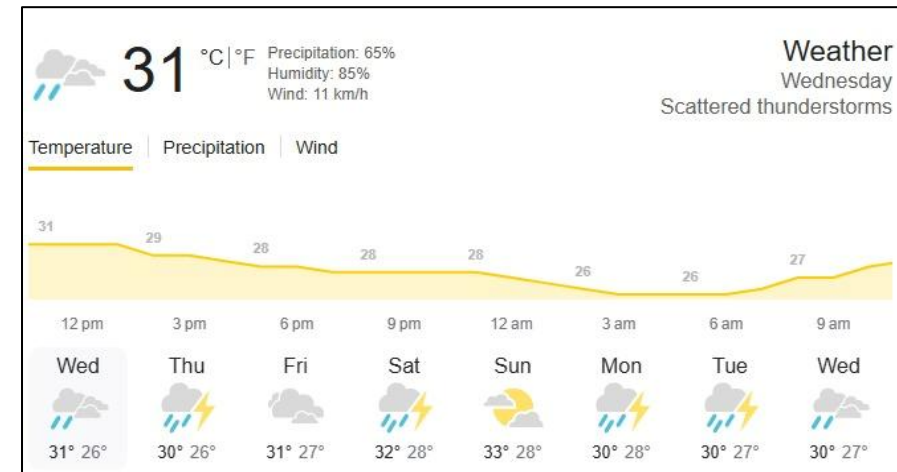
## Pesticide Delays and Export Push: Punjab Races Against Time to Safeguard Rice Season

- Pakistan's agriculture sector is facing delays in pesticide registrations at the Department of Plant Protection (DPP), disrupting the supply of critical crop protection products. The Pakistan Crop Protection Association (PCPA) warned that unresolved approvals are affecting crops like cotton and rice, risking national food security. Allegations of corruption and inefficiency at the DPP further aggravate the situation.
- Meanwhile, Punjab has set a target of cultivating rice on five million acres this season and is implementing a strategy to improve rice yield and quality. Farmers are being provided with technical guidance to meet export standards, and efforts are underway to promote modern, mechanized harvesting practices.
- The Punjab government is also supporting farmers with high-tech machinery and ensuring safe pesticide use on paddy crops. The launch of the Eurofins Lab is seen as a key step to boost rice exports by ensuring compliance with international standards.

Source: Publications & News



Source: AI

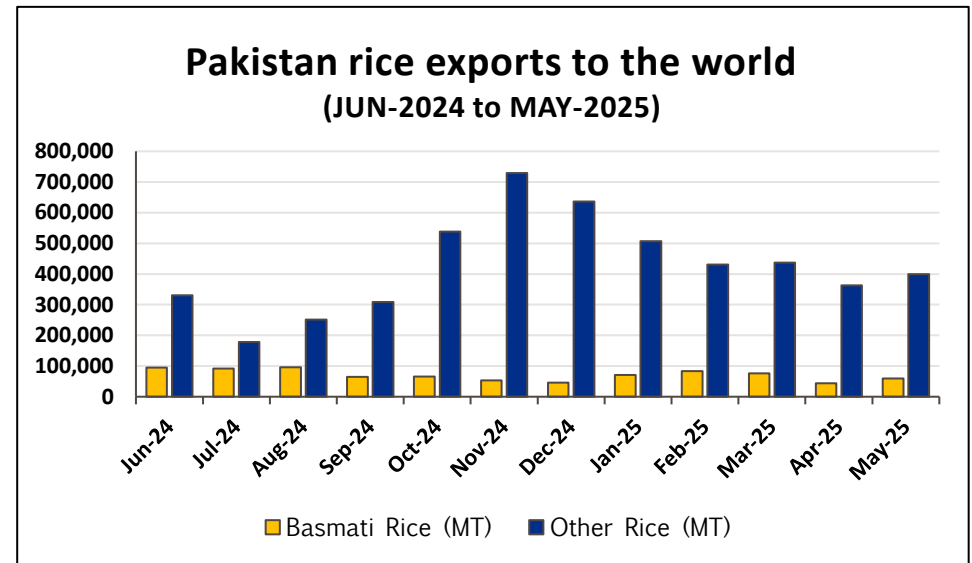


Source: Google Weather  
Weather forecast from 09<sup>th</sup> July and onward.

# PAKISTAN RICE EXPORTS (Month-wise) & PRODUCTION OVERVIEW (2024-25):

Months	Basmati Rice (MT)	Value in (000) \$	Other Rice (MT)	Value in (000) \$	Total QTY (MT)	Total Value in (000) \$
Jun-24	94,675	\$103,093	330,379	\$200,676	425,054	\$303,769
Jul-24	91,303	\$92,532	178,617	\$113,214	269,920	\$205,746
Aug-24	95,646	\$100,079	251,413	\$158,843	347,059	\$258,922
Sep-24	65,063	\$70,551	309,265	\$186,646	374,328	\$257,197
Oct-24	65,544	\$68,657	538,600	\$293,672	604,144	\$362,329
Nov-24	52,918	\$54,299	728,964	\$377,072	781,882	\$431,371
Dec-24	46,160	\$47,699	636,055	\$312,085	682,215	\$359,784
Jan-25	70,696	\$77,782	506,845	\$241,270	577,541	\$319,052
Feb-25	83,254	\$88,368	430,828	\$200,595	514,082	\$288,963
Mar-25	75,994	\$77,002	436,683	\$197,333	512,677	\$274,335
Apr-25	43,895	\$45,741	363,434	\$160,555	407,329	\$206,296
May-25	59,077	\$59,226	399,785	\$180,025	458,862	\$239,251
<b>Total</b>	<b>844,225</b>	<b>\$885,029</b>	<b>5,110,868</b>	<b>\$2,621,986</b>	<b>5,955,093</b>	<b>\$3,507,015</b>

Source: Pakistan Bureau of statistics



**Pakistan Rice Production Area (2024-25)**  
 Basmati rice production area: 48,40,000 Acers  
 Other rice production area: 18,37,000 Acers

**Pakistan Rice Production Volume (2024-25)**  
 Milled rice production in (1000 Tons): 10,000  
 Rough rice production in (1000 Tons): 15,002

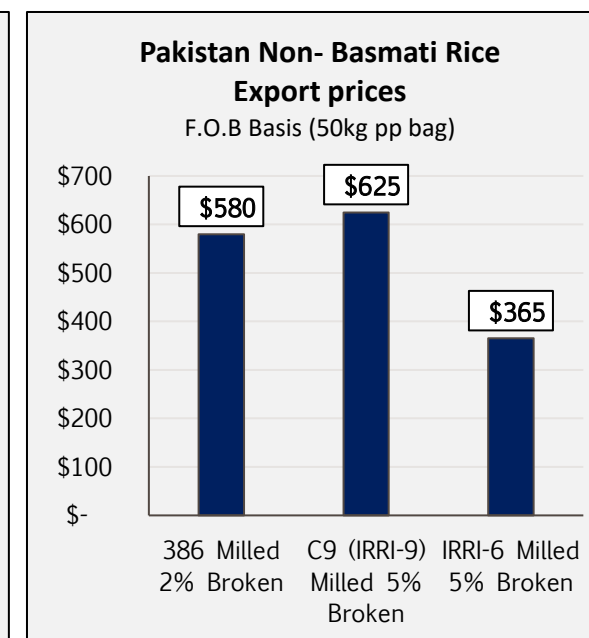
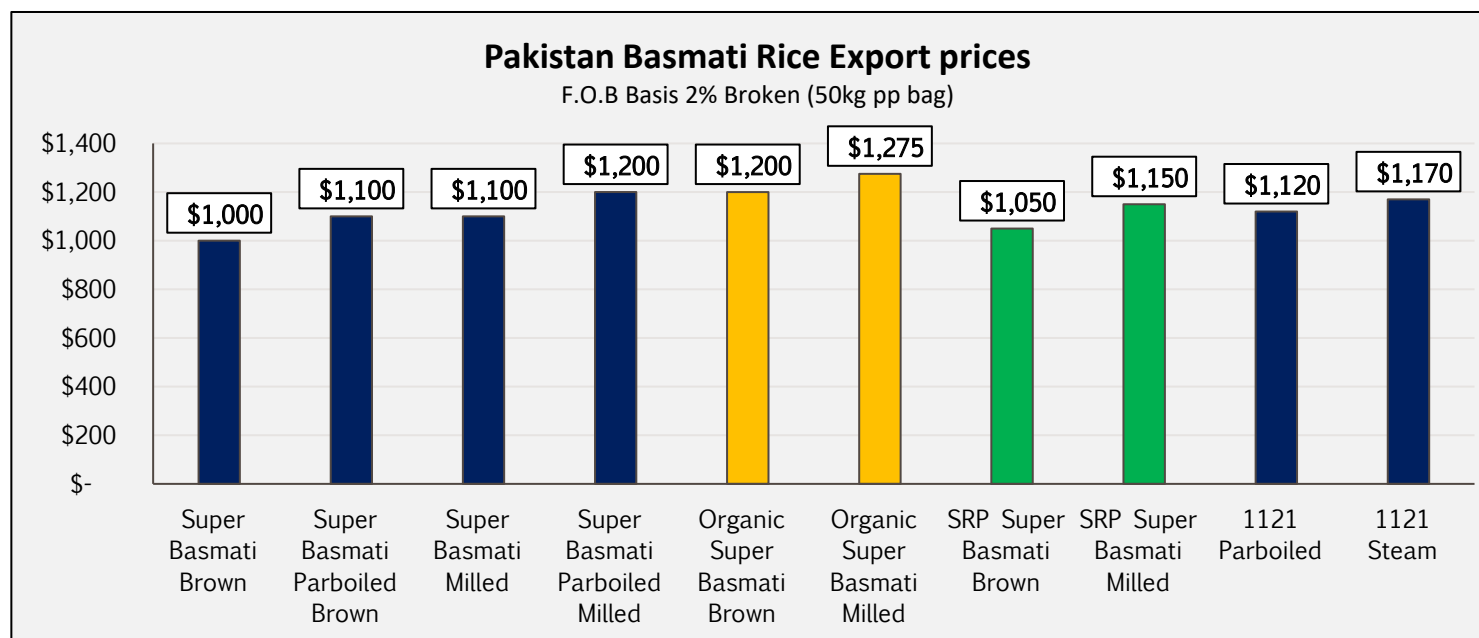
**Pakistan Rice Ending stocks (2024-25)**  
 Ending stocks (Nov-2024)= 17,54,000 MT (USDA official)

Source: Punjab crop department & USDA



# PAKISTAN RICE PRICES:

EXPORT PRICES F.O.B BASIS (PER TON).



**All Prices were updated on 8<sup>th</sup> July 2025.**

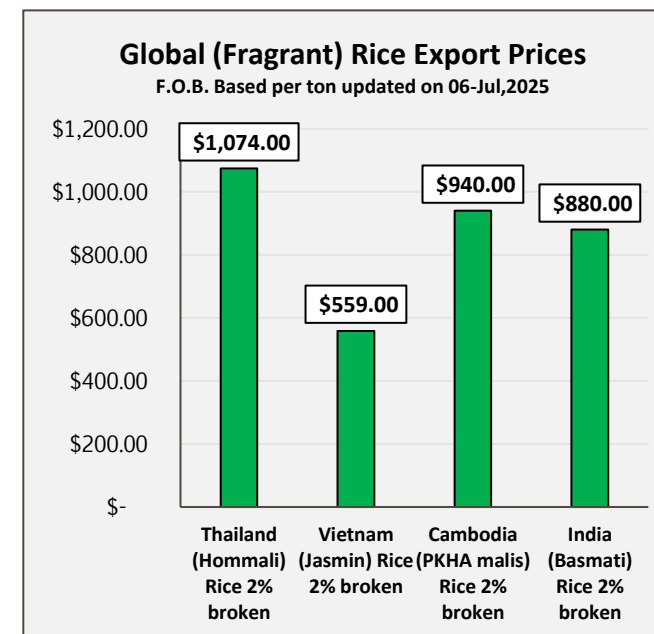
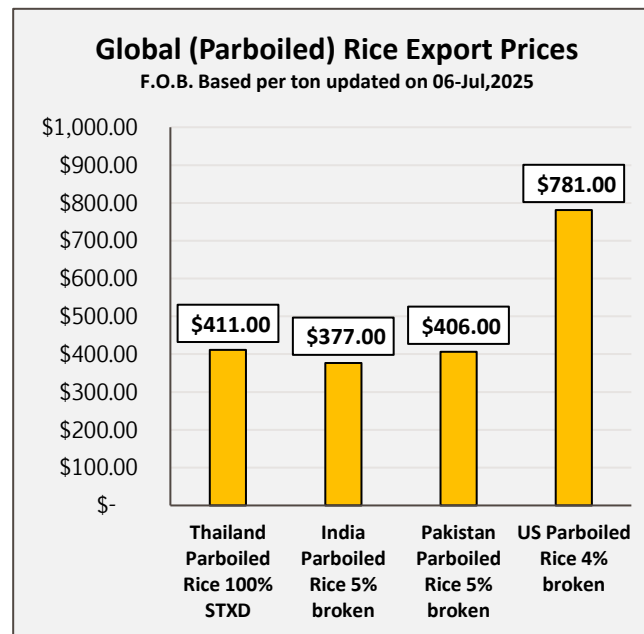
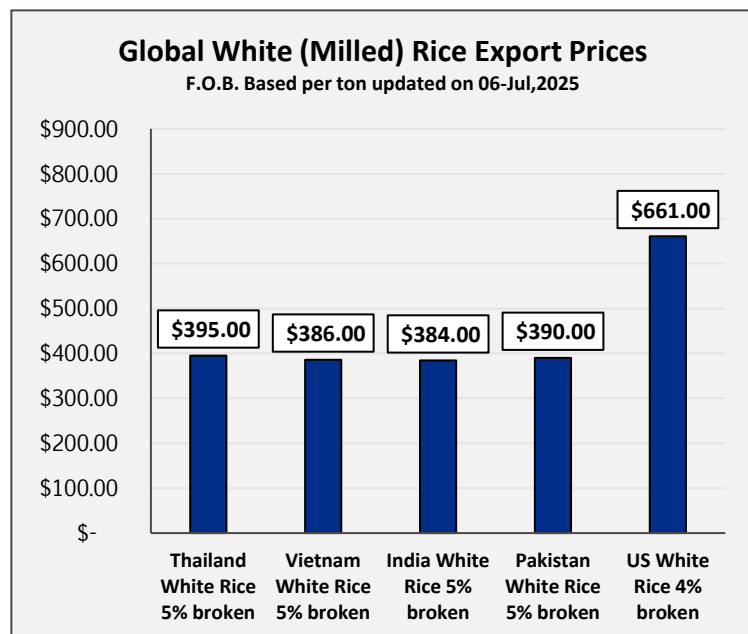
- This week, rice prices saw a slight decline of **\$5–\$10 per ton** across both basmati and non-basmati varieties. Prices of **Super Basmati**, **1121 Basmati**—Conventional, Organic, and SRP—as well as varieties like **386**, **IRRI-9**, and **IRRI-6**—edged lower, showing limited downward movement.

For more details on Pakistan market rice prices Please click here: [Pakistan Rice Market](http://PakistanRiceMarket.com)



# GLOBAL RICE PRICES:

EXPORT PRICES F.O.B BASIS (PER TON)








All Prices were updated on 06<sup>th</sup> July 2025.

- As per the news, **Indian rice prices rose** for the second week due to a stronger rupee, with **5% broken parboiled rice** quoted at **\$382–\$387 per ton**. In contrast, prices in **Vietnam and Thailand** fell amid ample **global supply**, with **Vietnam's 5% broken rice** dropping to **\$383/ton** and **Thailand's** to **\$385–\$390/ton**. Traders expect further declines as harvests from **India, Pakistan, Vietnam, and Thailand** boost supply. Despite sufficient stocks, rice prices in **Bangladesh** rose **3.5%** in the past week, straining consumers.

For more details on global rice prices Please click here: [Global Rice Market](http://www.RiceNewsToday.com)

# GLOBAL NEWS HIGHLIGHTS OF THIS WEEK:

	<p><b>India's</b> rice reserves have reached a two-decade high, with nearly <b>38 million tons</b> in stock and another record <b>crop expected in 2025–26</b> due to favorable monsoon rains. With limited storage space and <b>sluggish export</b> demand, surplus stock is straining public granaries. India's excess supply is pressuring <b>global prices</b>, even as it diverts some reserves for ethanol and food welfare programs covering 800 million people. <a href="#">READ MORE</a> (30-Jun)</p>
	<p>In the first half of <b>2025</b>, <b>Cambodia exported 387,070 tonnes</b> of milled <b>rice worth \$283 million</b> to 63 countries, with 75% being fragrant rice. Major markets included <b>Europe (182,885 tonnes)</b>, <b>China</b>, <b>ASEAN</b>, and others. Additionally, <b>3.17 million tonnes</b> of paddy rice worth <b>\$757.49 million</b> were <b>exported</b> through border trade. <a href="#">READ MORE</a> (04-Jul)</p>
	<p><b>Thailand's</b> rice industry faces major risks as the <b>U.S. considers a 36% tariff</b>, threatening exports of premium varieties like <b>jasmine rice</b>. With <b>exports</b> already down <b>30% in Q1</b> and over <b>800,000 tonnes</b> sent annually to the <b>U.S.</b>, farmers face deepening debt and uncertainty. Despite challenges, <b>Thailand remains the world's second-largest rice exporter</b>. <a href="#">READ MORE</a> (08-Jul)</p>
	<p><b>Vietnam</b> and <b>Indonesia</b> have agreed to sign a rice trade deal to stabilize long-term exports after <b>Vietnam's rice</b> shipments to <b>Indonesia</b> fell 97% to just <b>19,000 tonnes in H1 2025</b>. The agreement aims to support <b>Vietnam's sustainable exports</b> and bolster Indonesia's food security. <a href="#">READ MORE</a> (09-Jul)</p>
	<p><b>Myanmar</b> exported over <b>614,000 tonnes</b> of rice and <b>broken rice worth US\$214 million in Q1 of FY 2025–2026 (April–June)</b>, including <b>142,788 tonnes (\$52M) in April</b>, <b>259,501.3 tonnes (\$91M) in May</b>, and <b>212,415 tonnes (\$71M) in June</b>. The Myanmar Rice Federation targets <b>3 million tonnes</b> this year, after earning <b>\$1.129 billion</b> from <b>2.48 million tonnes in FY 2024–2025</b>. <a href="#">READ MORE</a> (09-Jul)</p>

# UPCOMING EVENTS:

---



## The Federation of the European Rice Millers

The next FERM Convention will take place in **Marbella**, Spain

10-12 September 2025

**HOTEL DON CARLOS MARBELLA, SPAIN**



## 2025 International World Rice Conference

**Phnom Penh, Cambodia**

**Date & time:** November 6 · 10am – November 9 · 5pm GMT+7

**Location:** Shangri-La Phnom Penh Village No 14, Sam Dach Hun Sen Road Tonle Bassac Commune, Chamkarmorn Phnom Penh, Phnom Penh 120101 Cambodia

**Address:** '5 Star' Shangri-La Hotel

For more details, please click here: [Global Rice Events](#)



# SUBSCRIBE US

[www.RiceNewsToday.com](http://www.RiceNewsToday.com)

## FOLLOW US



*The icons are clickable links follow us on our social accounts and stay updated!*

**E&OE**