

RICE MARKET REPORT

Volume: 22

Dated: 24th June 2025.



CONTENT COVERED IN THIS REPORT:

Welcome to **RNT (Weekly market report)** on the rice sector, with a special emphasis on **Pakistan's role** in the global market.

List of Topics:

This report will cover the following topics:

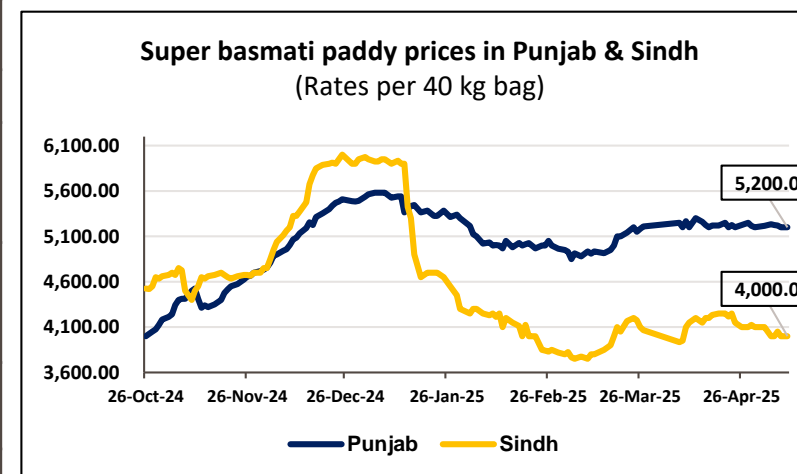
1. Major rice varieties grown in Pakistan (**Basmati & Non-Basmati**).
2. Summary of all paddy rates.
3. Emerging Basmati Varieties for new season crop (**2025-26**).
4. Approved Rice Varieties of Pakistan.
5. Pakistan Rice News Highlights.
6. Rice Farming in Pakistan.
7. Major update this week.
8. Pakistan Month-wise Exports.
9. Pakistan Export Prices (**Basmati & Non-Basmati**).
10. Global Rice Prices.
11. Global Rice News Highlights.
12. Upcoming Global Rice Events.



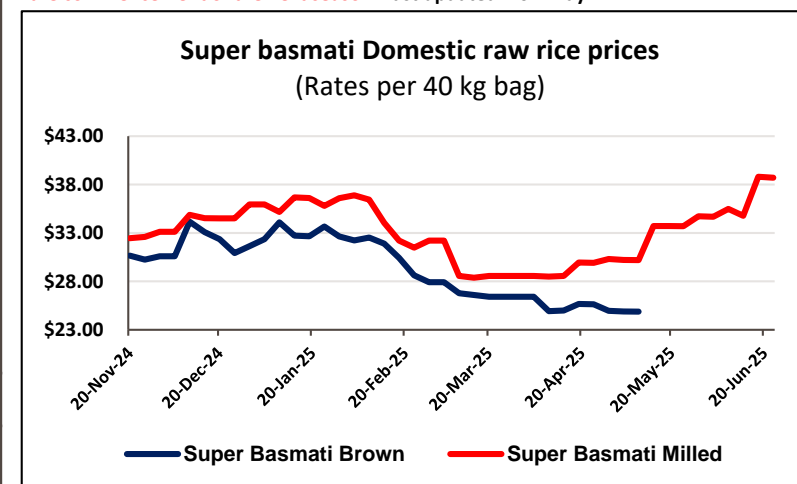
MAJOR RICE VARITIES GROWN IN PAKISTAN: (Basmati)

(Production, consumption, supply and Demand)

Super Basmati		
Growing Region	Punjab: Major quantity	Sindh: Relatively good quantity
Production Area	Punjab: 17% Decline in area 2024-25: 13,13,000 Acers 2023-24: 15,78,000 Acers	Sindh: N/A
Quality of the crop year (2024-25)	Punjab: Good Quality followed by previous year crop, low yield in some areas.	Sindh: Cracks in grains, high broken% due to high temperature and low irrigation.
Variants Available	<ul style="list-style-type: none"> Super basmati brown Super basmati milled Super basmati parboiled brown Super basmati parboiled Milled 	
Major Markets	Europe, Gulf region and UK.	
Supply and Demand	<ul style="list-style-type: none"> It has been reported that, Super Basmati rice has gained popularity in China, driving Pakistan's rice exports to the country up by 121% in Jan–May 2025 — from \$14.53 million to \$32.08 million. Of this, \$26.68 million came from semi-/wholly-milled rice (60,769 MT), with Super Basmati favored for its aroma, elongation, and suitability for Chinese cuisine. Improved quality, competitive pricing, and streamlined trade under CPEC have helped make Super Basmati a top choice among Chinese urban consumers and food processors. A timely monsoon is expected, which may benefit the upcoming crop. Domestically, Super Basmati milled prices in Pakistan have shown a recent upward trend. 	
Local Consumption	Super basmati is consumed locally in a lower proportion.	
Competition	Pakistan: 1100 – 1130 USD per ton F.O.B (Super Basmati Milled)	India: 900 – 950 USD per ton F.O.B (Pusa Basmati Milled)



NOTE: The paddy rate updates have been temporarily discontinued and will resume with the commencement of the next season. Last updated: 10th May

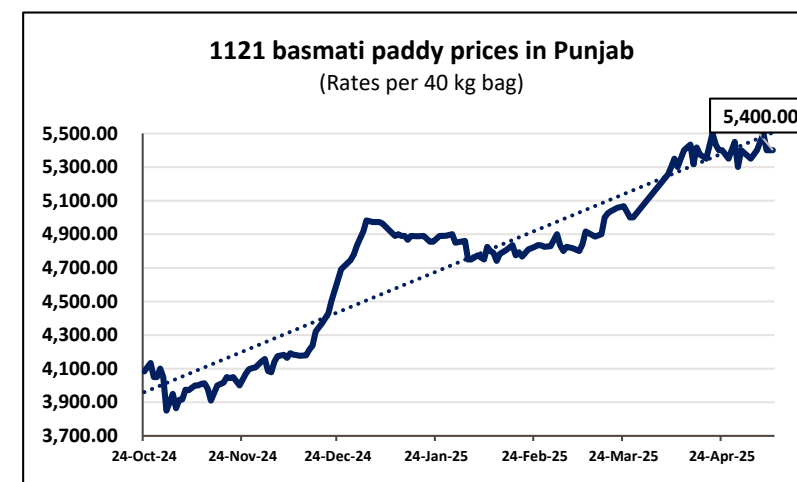


(1 US \$ = 283.65 PKR)

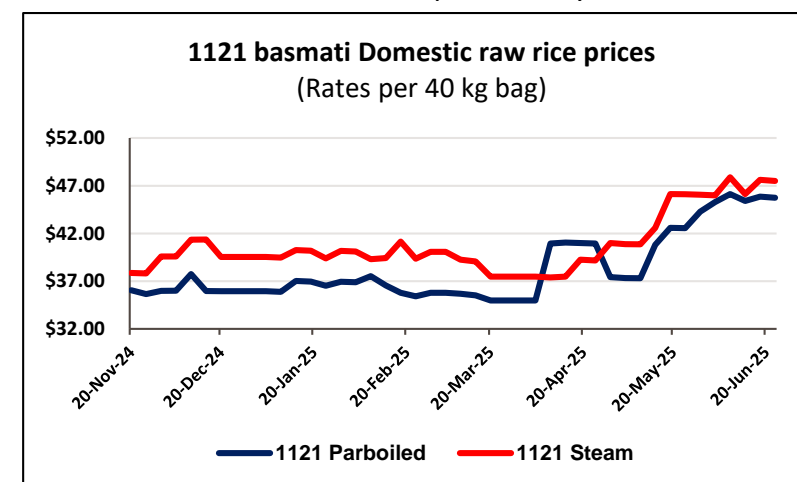
MAJOR RICE VARITIES GROWN IN PAKISTAN: (Basmati)

(Production, consumption, supply and Demand)

1121/Kainat Basmati		
Growing Region	Punjab: Major quantity	Sindh: Very low quantity
Production Area	Punjab: 14% Decline in area 2024-25: 20,17,000 Acers 2023-24: 23,36,000 Acers	Sindh: N/A
Quality of the crop year (2024-25)	Punjab: 1121 Basmati maintained good quality followed by previous season crop.	
Variants Available	<ul style="list-style-type: none"> 1121 basmati Parboiled 1121 basmati Steam 1121 basmati Milled 	
Major Markets	Europe, Gulf region and UK.	
Supply and Demand	<ul style="list-style-type: none"> China's interest in Pakistan's long-grain Basmati rice like (1121) is growing rapidly, Iran also has shown increased interest in rice procurement, anticipating possible border disruptions—signaling potential demand growth for 1121 Basmati. Domestically, 1121 prices have edged up in recent weeks. A favorable monsoon outlook may support the upcoming harvest. 	
Local Consumption	1121 basmati rice is consumed locally	
Competition	Pakistan: 1200 – 1230 USD per ton F.O.B (1121 Steam rice)	India: 1100 – 1150 USD per ton F.O.B (1121 Steam rice)



NOTE: The paddy rate updates have been temporarily discontinued and will resume with the commencement of the next season. Last updated: 10th May

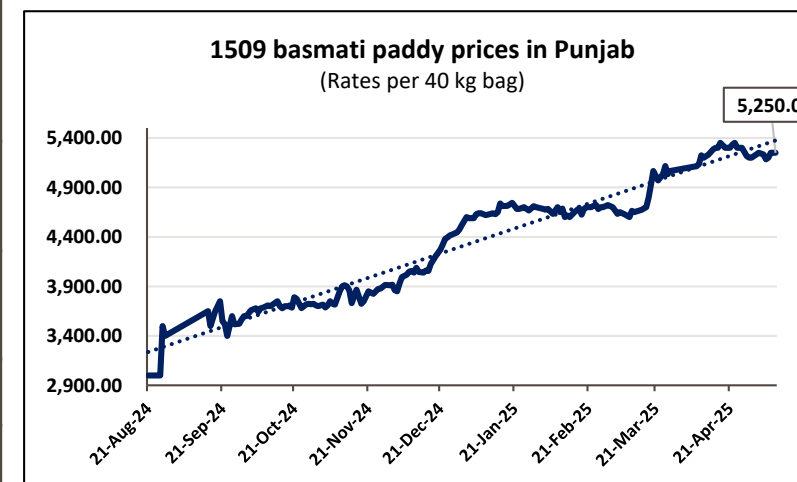


(1 US \$ = 283.65 PKR)

MAJOR RICE VARITIES GROWN IN PAKISTAN: (Basmati)

(Production, consumption, supply and Demand)

1509/Kisan Basmati		
Growing Region	Punjab: Major Quantity	Sindh: Not available in Sindh
Production Area	Punjab: 30% Increase in area 2024-25: 11,08,000 Acers 2023-24: 8,50,000 Acers	Sindh: N/A
Quality of the crop year (2024-25)	Punjab: 1509 Basmati maintained good quality followed by previous season crop.	
Variants Available	<ul style="list-style-type: none"> 1509 basmati Parboiled 1509 basmati Steam 1509 basmati Milled 	
Major Markets	Gulf region, UK and USA.	
Supply and Demand	<ul style="list-style-type: none"> Preparations for the new rice crop are in progress, with 1509 Basmati expected to reach the market ahead of 1121 and Super Basmati. A strong harvest is anticipated this season. While 1509 is largely consumed domestically, a portion is also exported alongside 1121 Basmati. 	
Local Consumption	1509 basmati rice is consumed locally and also exported in some proportion.	



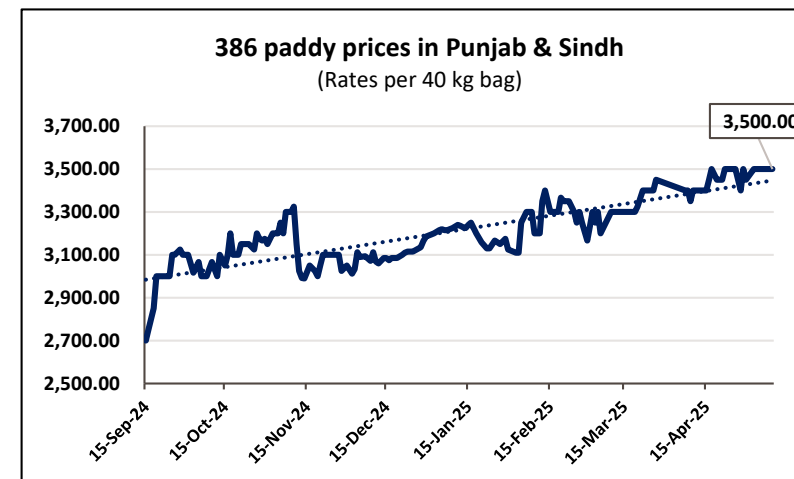
NOTE: The paddy rate updates have been temporarily discontinued and will resume with the commencement of the next season. Last updated: 10th May

MAJOR RICE VARITIES GROWN IN PAKISTAN: (Non-Basmati)

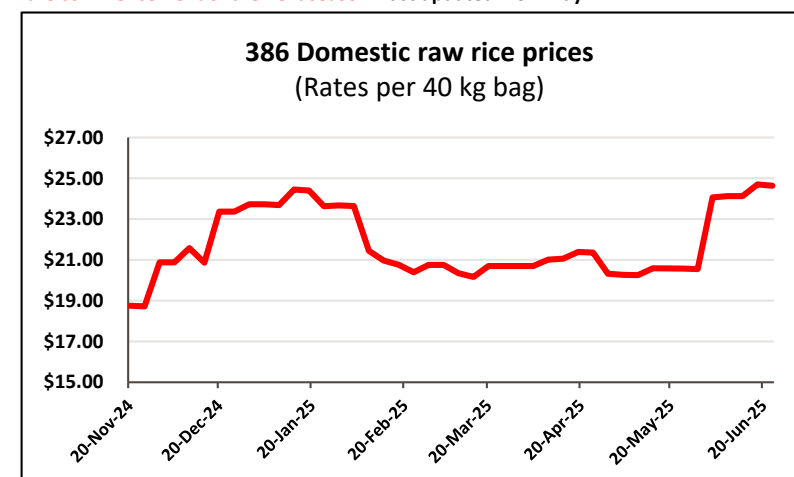
(Production, consumption, supply and Demand)



386		
Growing Region	Punjab: Major Quantity	Sindh: Not available in Sindh
Production Area	Punjab: 24% Increase in area 2024-25: 4,43,000 Acers 2023-24: 3,56,000 Acers	Sindh: N/A
Quality of the crop year (2024-25)	Punjab: 386 maintained good quality followed by previous season crop.	
Variants Available	<ul style="list-style-type: none"> • 386 brown rice • 386 milled rice • 386 parboiled rice 	
Major Markets	African and Gulf countries.	
Supply and Demand	<ul style="list-style-type: none"> • Demand for 386 rice has strengthened, driven by active buying from Iran. Gulf countries are also witnessing higher imports, in line with their traditional purchasing season. • Despite increased export activity, domestic raw rice prices also witnessed a price hike this week. • Preparations for the new crop harvest are now underway, supported by expected seasonal timelines. 	
Local Consumption	386 rice is consumed locally.	



NOTE: The paddy rate updates have been temporarily discontinued and will resume with the commencement of the next season. Last updated: 10th May



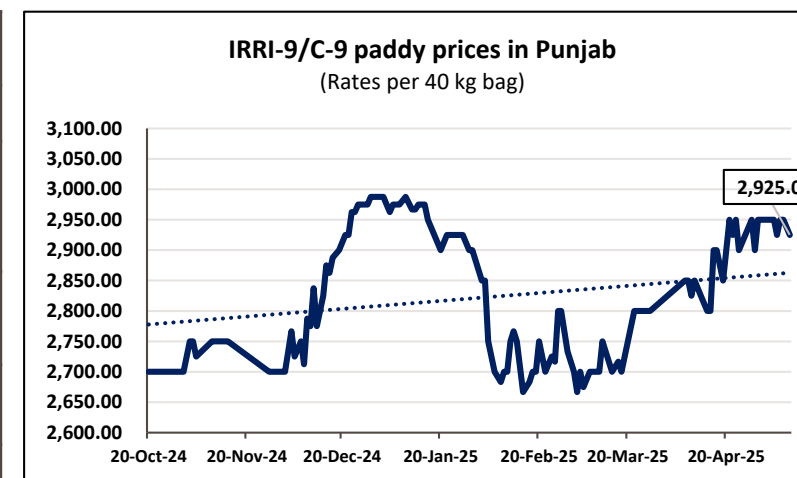
(1 US \$ = 283.65 PKR)

MAJOR RICE VARITIES GROWN IN PAKISTAN: (Non-Basmati)

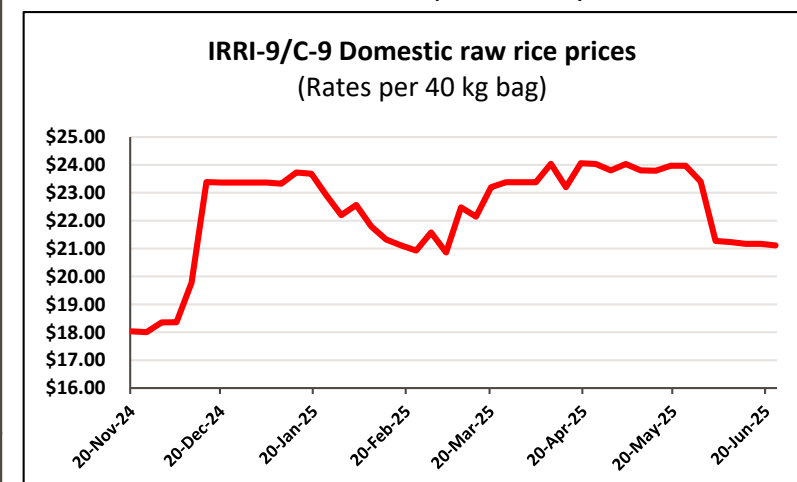
(Production, consumption, supply and Demand)



IRRI- 9		
Growing Region	Punjab: Lower Quantity.	Sindh: Major Quantity.
Production Area	Punjab: 54% Increase in area 2024-25: 1,23,000 Acers 2023-24: 80,000 Acers	Sindh: N/A
Quality of the crop year (2024-25)	Sindh: The IRRI-9 crop was badly affected due to low water in sindh and high temperature, resulting in cracks, high broken % and cooking issues.	
Variants Available	<ul style="list-style-type: none"> IRRI-9 milled rice is commonly traded. 	
Major Markets	Gulf & African countries.	
Supply and Demand	<ul style="list-style-type: none"> IRRI-9 rice is seeing increased demand from Iran and other Gulf countries However, The domestic raw rice prices for IRRI-9 have maintained sluggish, down from 23\$ per 40kg to 21\$ per 40 kg . A favorable harvest is expected in the upcoming season, backed by consistent cultivation patterns. 	
Local Consumption	IRRI-9 rice is consumed locally.	



NOTE: The paddy rate updates have been temporarily discontinued and will resume with the commencement of the next season. Last updated: 10th May



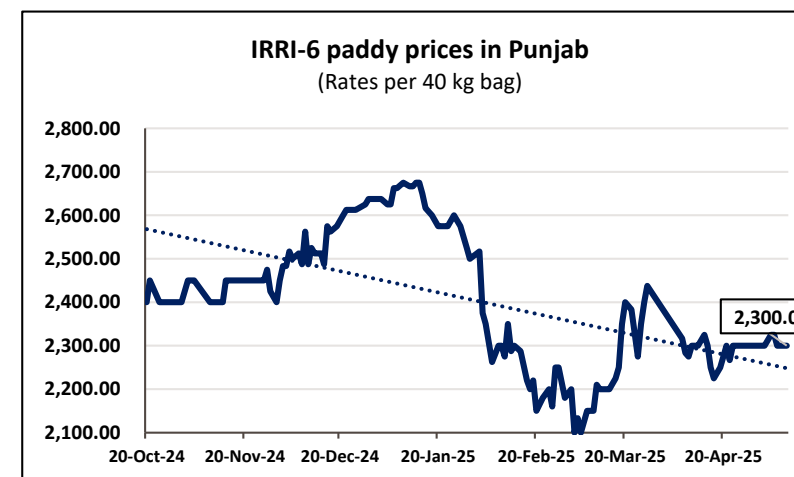
(1 US \$ = 283.65 PKR)

MAJOR RICE VARITIES GROWN IN PAKISTAN: (Non-Basmati)

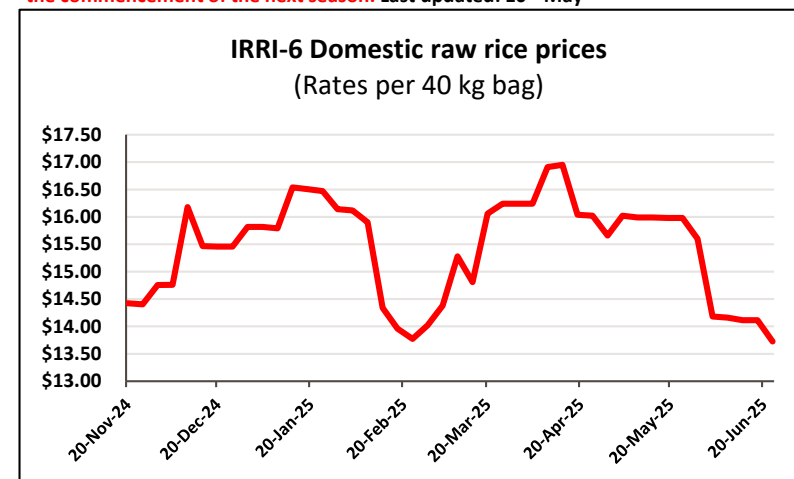
(Production, consumption, supply and Demand)



IRRI- 6		
Growing Region	Punjab: Relatively good Quantity.	Sindh: Major Quantity.
Production Area	Punjab: 32% Increase in area 2024-25: 2,07,000 Acers 2023-24: 1,57,000 Acers	Sindh: N/A
Quality of the crop year (2024-25)	Sindh: The IRRI-6 crop was badly affected due to low water in sindh and high temperature, resulting in cracks, high broken % and cooking issues.	
Variants Available	<ul style="list-style-type: none"> IRRI-6 milled rice. IRRI-6 steam rice. IRRI-6 parboiled rice IRRI-6 brown rice 	
Major Markets	Indonesia, Malaysia, Philippines and African countries.	
Supply and Demand	<ul style="list-style-type: none"> China's growing demand for IRRI-6 is driven by its higher milling yield of 68–70%, slightly above China's domestic average of 66–68%. This makes IRRI-6 more cost-efficient for processors and enhances its appeal in both retail and ready-to-eat food segments. However, Domestic raw rice prices for IRRI-6 have remained sluggish this week from 15.5\$ per 40kg to 14.2\$ per 40 kg. A favorable harvest is expected for the upcoming season, supported by stable cultivation trends. 	
Local Consumption	IRRI-6 rice is consumed locally.	

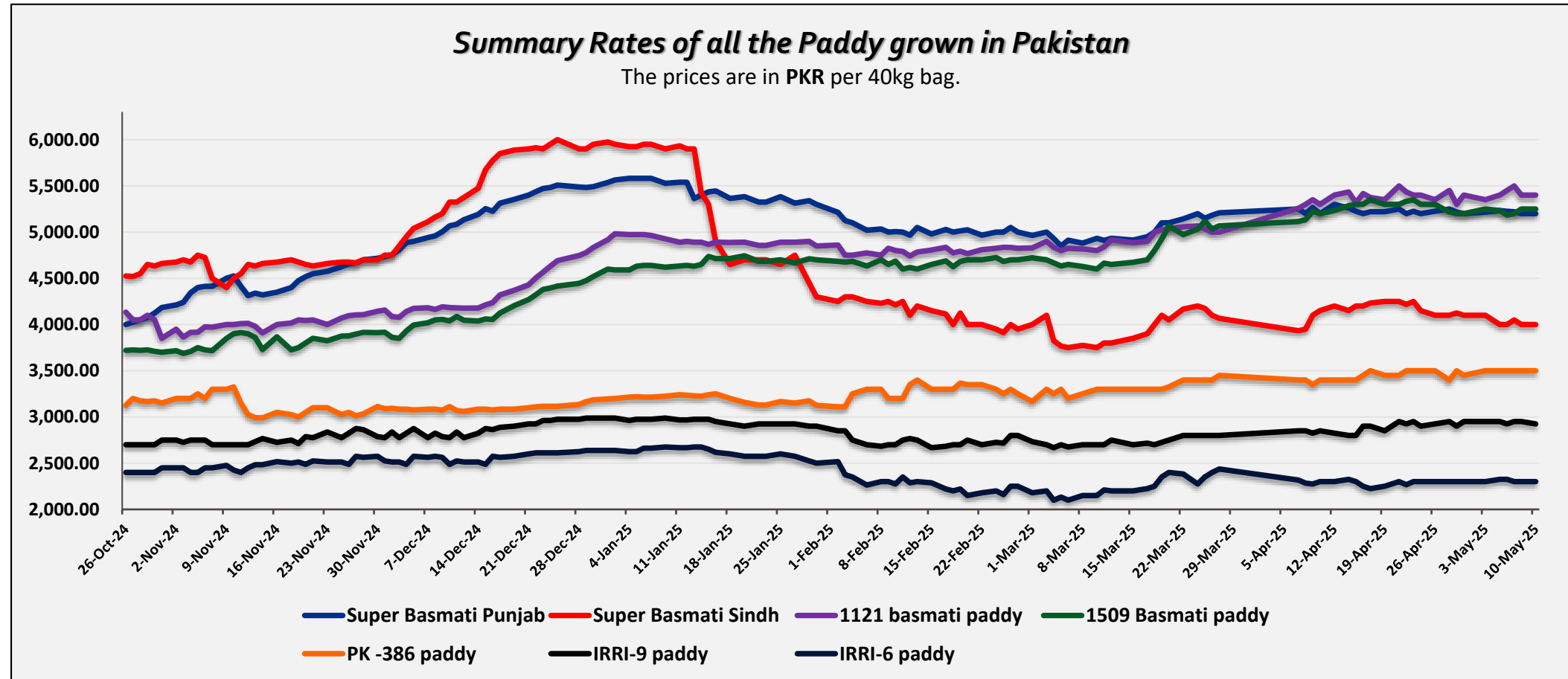


NOTE: The paddy rate updates have been temporarily discontinued and will resume with the commencement of the next season. Last updated: 10th May



(1 US \$ = 283.65 PKR)

SUMMARY RATES OF ALL THE PADDY GROWN IN PAKISTAN



Here we present a comparative performance on all the varieties grown in Pakistan till the time being reported. (Last Updated: 10th May)

For checking previous year rates and comparing various varieties please click here: [Pakistan Domestic Market](https://www.RiceNewsToday.com/PakistanDomesticMarket)

EMERGING BASMATI VARIETIES FOR NEW SEASON

CROP: 2025–26



With the onset of the **2025–26 kharif season**, discussions have intensified around the adoption of new and emerging basmati rice varieties. A notable trend this season is the increasing interest in **variety 1718**, which is reportedly being considered as a potential replacement for the widely cultivated **1121 basmati**.

Key Emerging Basmati Varieties Observed This Season:

1. 1718 (reportedly replacing 1121 in some areas)
2. 1692
3. 1847
4. 1885
5. PB-07
6. Guard 101

- ❑ These varieties are gaining attraction among growers due to certain agronomic benefits such as Improved yield potential & Better grain quality for export markets.
- ❑ As sowing continues and harvesting begins by the end of this month, clearer insights will emerge regarding the scale of cultivation and performance of these varieties across key basmati-growing zones.

Using certified varieties not only ensures better productivity but also strengthens Pakistan's position in the global basmati rice market by maintaining consistency, quality, and authenticity.

APPROVED BASMATI & NON- BASMATI VARIETIES FROM GOVERNMENT OF PAKISTAN

APPROVED BASMATI VARIETIES	
Basmati -370	Kissan Basmati
Basmati C 622	NIAB Basmati 2016
Sultan Super Basmati	Noor Basmati
Basmati 198	Super Gold
Basmati 385	Super Basmati 2019
Super Basmati	NIBGE Basmati 2020
Basmati 2000	PK 2021 aromatic
Shaheen Basmati	KSK 111 H
Basmati 515	Sona Super Basmati
PK 1121 aromatic	Vital Super Basmati
Punjab Basmati	NIAB HT 39
NIAB HT 18	NIAB S-39
GUARD 101	NIAB Super
Chenab Basmati	NIAB Basmati-2016

APPROVED NON-BASMATI VARIETIES	
IRRI-6	IRRI-9
KSK- 282	NIBGE GSR 8
KSK- 133	SKCB – 370-5-32
NIAB IRRI-9	
NIAB 2013	
KSK- 434	
NIBGE -5	
NIAB ST-9	
NIAB IRRI – 195	
KSK- 706	
NIBGE GSR 6	
NIBGE GSR 7	

Source: [Approved Basmati Rice Varieties](#)
[Approved Non-Basmati Rice Varieties](#)

PAKISTAN NEWS HIGHLIGHTS:

- Despite **India's re-entry** into the **global rice market** with heavy subsidies, Pakistan's rice **exports remained stable** due to a quality-focused, agile strategy. From **July to September 2024**, Pakistan averaged **550,000 tonnes** in monthly exports, and overall **FY25 exports stood at 5.544 million tonnes** only a **0.87%** drop from the previous year. However, a **3.7%** fall in **Kharif 2024** production is expected to cause a **15% export decline** in **April–June 2025**. India's aggressive pricing — **\$349/tonne** for **25% broken rice** — has sparked **WTO** complaints over subsidy violations, as their real **FOB** cost is closer to **\$385/tonne**. [Read More](#) (24th June).
- Pakistan's rice exports to **China** surged by **121%** in the first five months of **2025**, reaching **\$32.076 million** compared to **\$14.53 million** during the same period in **2024**. The bulk of this growth came from semi- or wholly-milled rice, which accounted for **\$26.68 million** and **60,769 metric tons**. Pakistani varieties like **Super Basmati** and **IRRI-6** are favored for their aroma, elongation, and cost-efficiency, offering a higher milling yield (**68–70%**) than Chinese rice (**66–68%**). Around **30–35% of these exports** are used in China's food processing sector, while the rest cater to the premium retail market. [Read More](#) (23rd June).
- In Rawalpindi, **wholesale rice prices** have surged by **Rs400 per bag** ahead of the new fiscal budget, with traders reducing rice supply by **30–40%**. Shortages are being reported in markets, and further price hikes are expected due to newly imposed taxes and rising transport costs. [Read More](#) (23rd June).



PAKISTAN is the 4th largest rice exporting country in the world.

- **Pakistan's rice exports** (FY 25) stood at **5.544 million tonnes**
- **Non-basmati** rice exports between July and March reached **663,000 tonnes**, up by **118,577 tonnes** Y-O-Y.
- Pakistan controls **67%** of the **basmati brown rice market** in the **European Union** and the **UK**.

The top destinations of Pakistan rice exports:

Basmati rice export markets:

- GULF region
- Europe, UK and USA

Long grain rice export markets:

- Asia (Malaysia, Indonesia, Philippines and also neighboring country Afghanistan)
- Middle East (Saudi Arabia, UAE & Oman)

Source: Publications

RICE FARMING IN PAKISTAN:

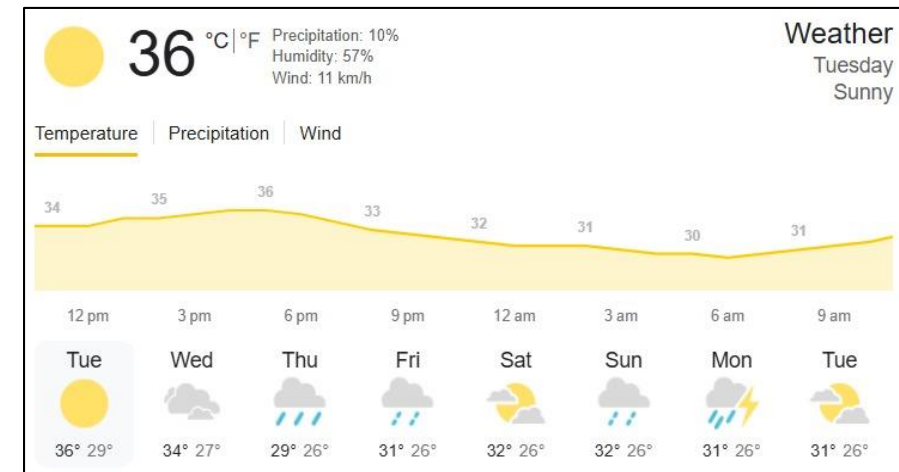
Relief on the Horizon: Monsoon Rains Offer Hope Amid Water Shortages for Pakistan's Farmers

- The **Pakistan Meteorological Department** has forecast widespread monsoon rains across the country from **June 25 to early July**, vital for agriculture but also posing flood and landslide risks. **Punjab, Sindh, KP, Balochistan, AJK, and Gilgit-Baltistan** are expected to receive moderate to heavy rainfall, with urban flooding likely in low-lying areas of major cities like **Lahore, Karachi, and Peshawar**. Flash floods and landslides may occur in hilly areas, and farmers have been advised to plan activities accordingly. Pre-monsoon showers have already hit parts of Punjab, with Lahore recording up to **37 mm of rain**.
- India suspended the **Indus Waters Treaty**, cutting water flow to Pakistan by nearly **17%**, with **Sindh receiving just 1.33 lakh cusecs** on June 16, down from **1.6 lakh cusecs** a year earlier. **Punjab** also saw a **2.25% drop**, threatening Kharif crops. India has also stopped sharing **hydrological data** and is advancing a canal project to divert western river waters to **Punjab, Haryana, and Rajasthan**. The 113-km canal and 12 tunnels could be completed in three years, signaling a major policy shift with long-term implications for **Pakistan's agriculture**.

Source: Publications & News



Source: AI



Source: Google Weather
Weather forecast from 24th June and onward.

MAJOR UPDATE THIS WEEK:

"Basmati Trade with Iran Faces Turbulence Amid Conflict — Shipments Stuck, Payments Delayed, Outlook Cautiously Stable"

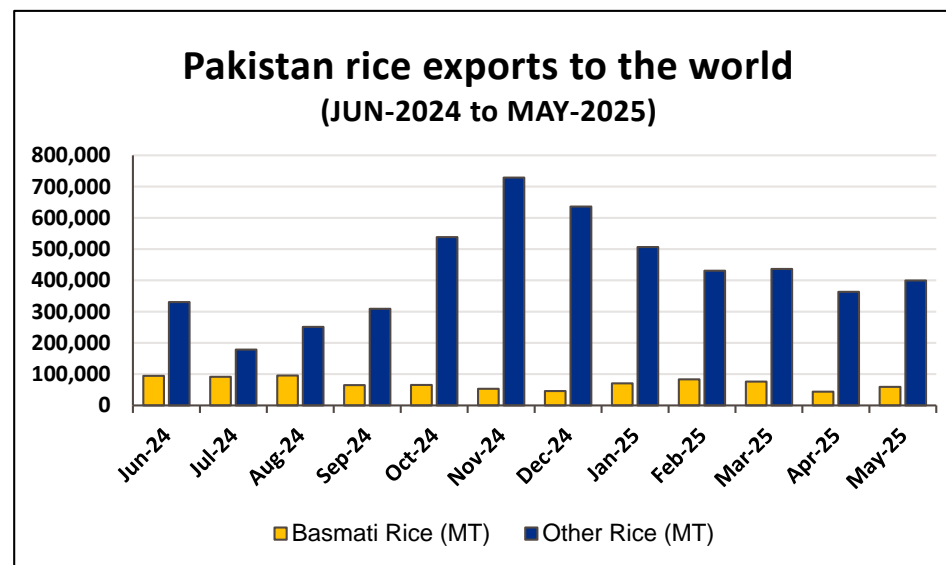
- **Shipments Stuck Amid Conflict:** Around **1 lakh metric tonnes** of **Basmati rice** contracted for Iran are stranded at Kandla and Mundra ports due to the escalating Iran-Israel conflict, halting vessel movement and risking delivery.
- **Payment Delays Mount:** Payments worth **₹1,500–₹2,000 crore** for nearly **2 lakh MT** of **Basmati exports** to **Iran** are currently delayed; exporters also face challenges securing war-risk insurance for shipments.
- **Exports Near Last Year's Level:** Despite disruptions, **India's** total **Basmati rice exports** to Iran in **FY 2024-25** may still reach near last year's **0.86 million tonnes**, as most shipments are contracted before July and new permits resume in October.
- **Price & Realization Gap:** Indian exporters received **\$881/tonne** on average from **Iran in FY25**, lower than the overall **\$980/tonne** export average. In April 2025, Iran's unit value was **\$746/tonne** versus **\$852/tonne** from other markets.
- **Iran's Market Shift & Uncertainty:** Iran's domestic **rice production** has increased by **0.7 million tonnes** over 7 years, but it still depends on **Basmati imports**. With the ongoing geopolitical tension, experts call for re-evaluation of trade risks and strategy in West Asia.

PAKISTAN RICE EXPORTS (Month-wise) & PRODUCTION OVERVIEW (2024-25):



Months	Basmati Rice (MT)	Value in (000) \$	Other Rice (MT)	Value in (000) \$	Total QTY (MT)	Total Value in (000) \$
Jun-24	94,675	\$103,093	330,379	\$200,676	425,054	\$303,769
Jul-24	91,303	\$92,532	178,617	\$113,214	269,920	\$205,746
Aug-24	95,646	\$100,079	251,413	\$158,843	347,059	\$258,922
Sep-24	65,063	\$70,551	309,265	\$186,646	374,328	\$257,197
Oct-24	65,544	\$68,657	538,600	\$293,672	604,144	\$362,329
Nov-24	52,918	\$54,299	728,964	\$377,072	781,882	\$431,371
Dec-24	46,160	\$47,699	636,055	\$312,085	682,215	\$359,784
Jan-25	70,696	\$77,782	506,845	\$241,270	577,541	\$319,052
Feb-25	83,254	\$88,368	430,828	\$200,595	514,082	\$288,963
Mar-25	75,994	\$77,002	436,683	\$197,333	512,677	\$274,335
Apr-25	43,895	\$45,741	363,434	\$160,555	407,329	\$206,296
May-25	59,077	\$59,226	399,785	\$180,025	458,862	\$239,251
Total	844,225	\$885,029	5,110,868	\$2,621,986	5,955,093	\$3,507,015

Source: Pakistan Bureau of statistics



Pakistan Rice Production Area (2024-25)
 Basmati rice production area: 48,40,000 Acers
 Other rice production area: 18,37,000 Acers

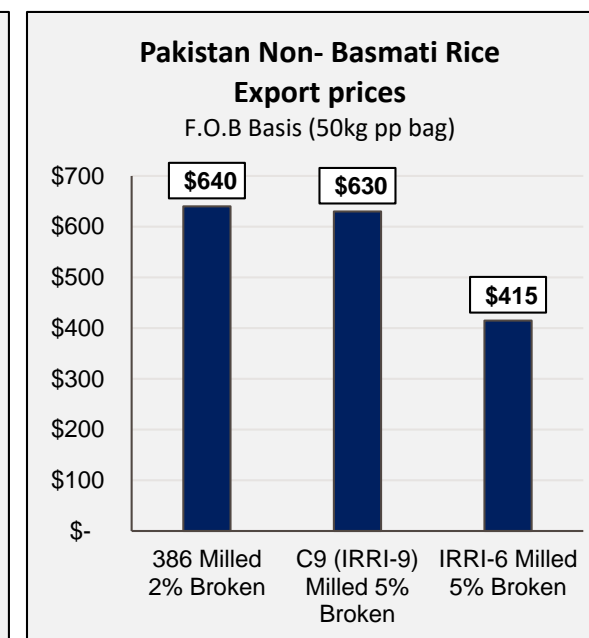
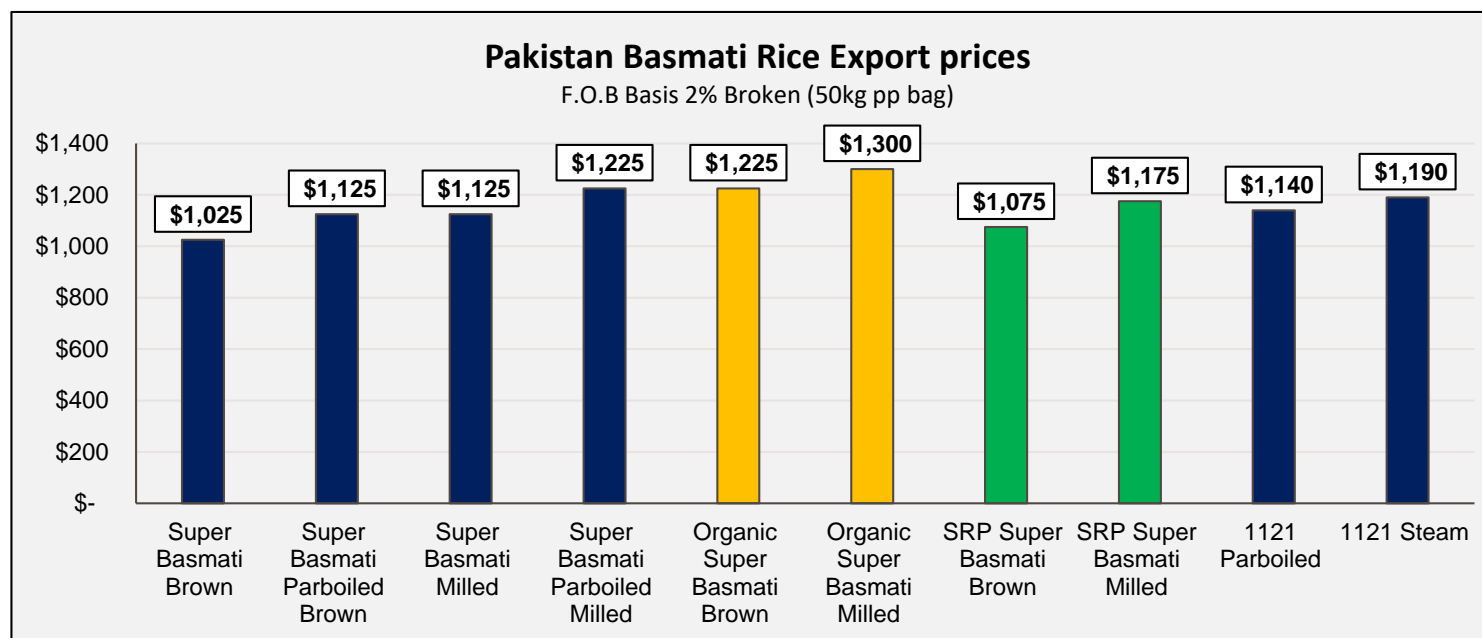
Pakistan Rice Production Volume (2024-25)
 Milled rice production in (1000 Tons): 10,000
 Rough rice production in (1000 Tons): 15,002

Pakistan Rice Ending stocks (2024-25)
 Ending stocks (Nov-2024)= 17,54,000 MT (USDA official)

Source: Punjab crop department & USDA

PAKISTAN RICE PRICES:

EXPORT PRICES F.O.B BASIS (PER TON).



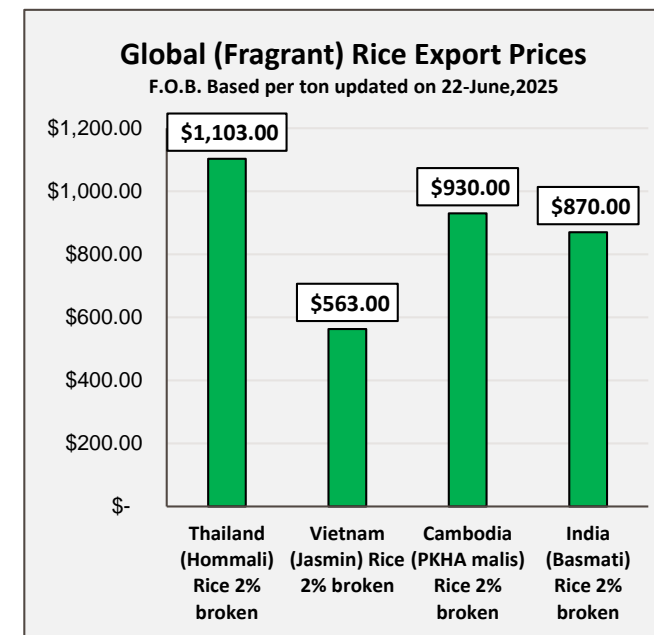
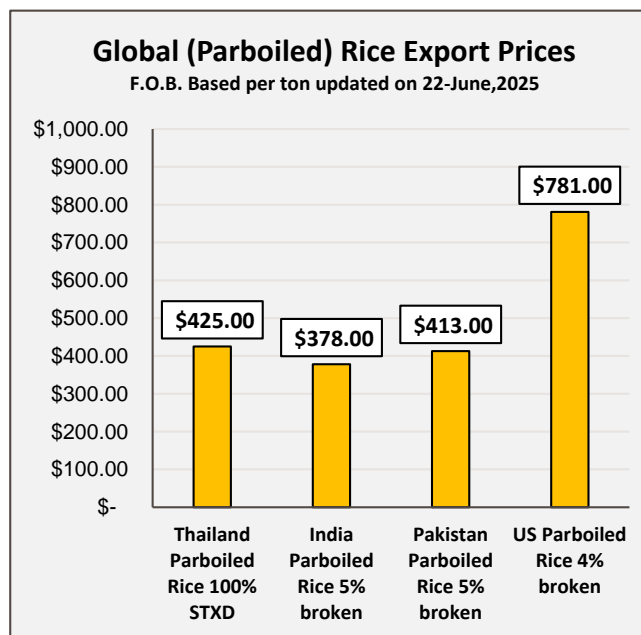
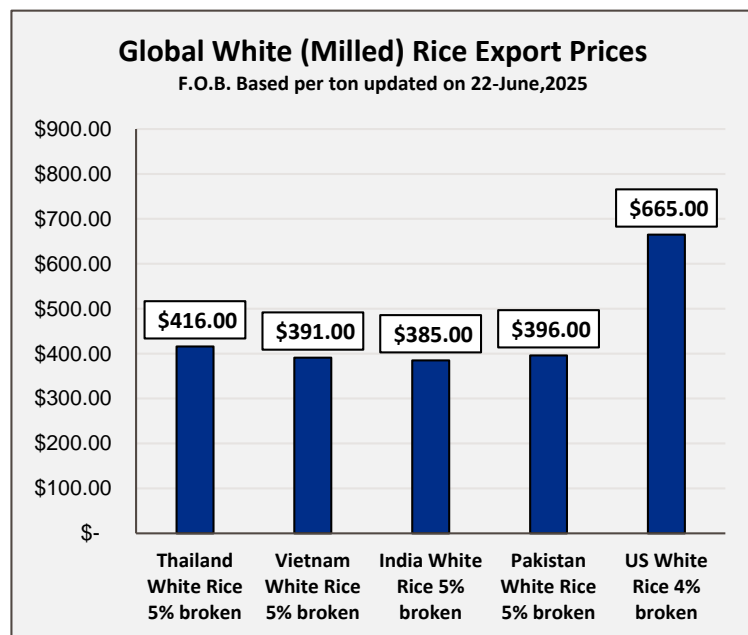
All Prices were updated on 23rd June 2025.

- This week, rice prices remained largely stable across both basmati and non-basmati varieties, with only minor fluctuations of **\$5–\$10 per ton**. **Super Basmati, 1121 Basmati**—Conventional, Organic and SRP also varieties like 386, IRRI-9, and IRRI-6 prices held steady showing limited movement.

For more details on Pakistan market rice prices Please click here: [Pakistan Rice Market](http://www.RiceNewsToday.com)

GLOBAL RICE PRICES:

EXPORT PRICES F.O.B BASIS (PER TON)








All Prices were updated on 22nd June 2025.

- As per the news, **Global rice prices** showed mixed trends this week, with **India's 5% broken parboiled rice** edging up to **\$378–\$386 per ton** amid improving demand and a weak rupee. **Vietnam's 5% broken rice** dipped slightly to **\$390**, while **Thailand's** fell to **\$415** due to weak demand and a stronger baht. **Bangladesh** continues to face high domestic rice prices, with government efforts failing to ease the burden on consumers.

For more details on global rice prices Please click here: [Global Rice Market](http://www.RiceNewsToday.com)

GLOBAL NEWS HIGHLIGHTS OF THIS WEEK:

	<p>India sees a growing opportunity to expand rice exports to Japan, where a recent surge in prices—doubling to ¥5,000 per 5 kg—has triggered a supply crisis. With Japan planning to increase imports and possibly lower tariffs, India can promote its sticky rice varieties like Joha from the Northeast, moving beyond Basmati and tapping into both Japanese and rising domestic demand, while also helping reduce the trade deficit. READ MORE (24-Jun)</p>
	<p>Vietnam exported 4.5 million tonnes of rice in the first five months of 2025, up 12.2% year-on-year, but export value dropped 8.9% to USD 2.34 billion due to a sharp 18.7% fall in average export price to 0.516 USD/kg. Despite strong demand from the Philippines (41.4% of total exports), domestic prices remained stable, and exports to Bangladesh surged 515.6-fold while those to Indonesia fell 97.9%. READ MORE (19-Jun)</p>
	<p>In 2024, Cambodia's rice sector generated nearly USD 2 billion in revenue by exporting over 651,000 tons of rice and 5.1 million tons of paddy. The number of modern rice milling facilities surged from under 10 to over 80, while agriculture contributed 16.7% to the GDP, with projected sector value reaching USD 7.82 billion. READ MORE (19-Jun)</p>
	<p>The Philippines is pushing for rice self-sufficiency by 2027 through initiatives like the Davao de Oro Rice Technology Forum, showcasing hybrid seeds, drone farming, and modern methods to boost yields and cut costs. National programs like RCEF and Masagana 200 aim to raise productivity, though rising imports and low farmgate prices threaten farmer incomes, prompting calls for stronger government support. READ MORE (20-Jun)</p>
	<p>The Myanmar Rice Federation (MRF) targets 3 million tonnes of rice exports in FY2025–26, after exporting 402,000 tonnes (April–May 2025), including 217,070 tonnes of rice and 185,213 tonnes of broken rice. In FY2024–25, Myanmar earned over USD 1.129 billion from 2.48 million tonnes of rice and broken rice exports. READ MORE (17-Jun)</p>

UPCOMING EVENTS:



The Federation of the European Rice Millers

The next FERM Convention will take place in **Marbella**, Spain

10-12 September 2025

HOTEL DON CARLOS MARBELLA, SPAIN

For more details, please click here: [Global Rice Events](#)



SUBSCRIBE US

www.ricenewstoday.com

FOLLOW US



The icons are clickable links follow us on our social accounts and stay updated!

E&OE