



# Rice Market Situation

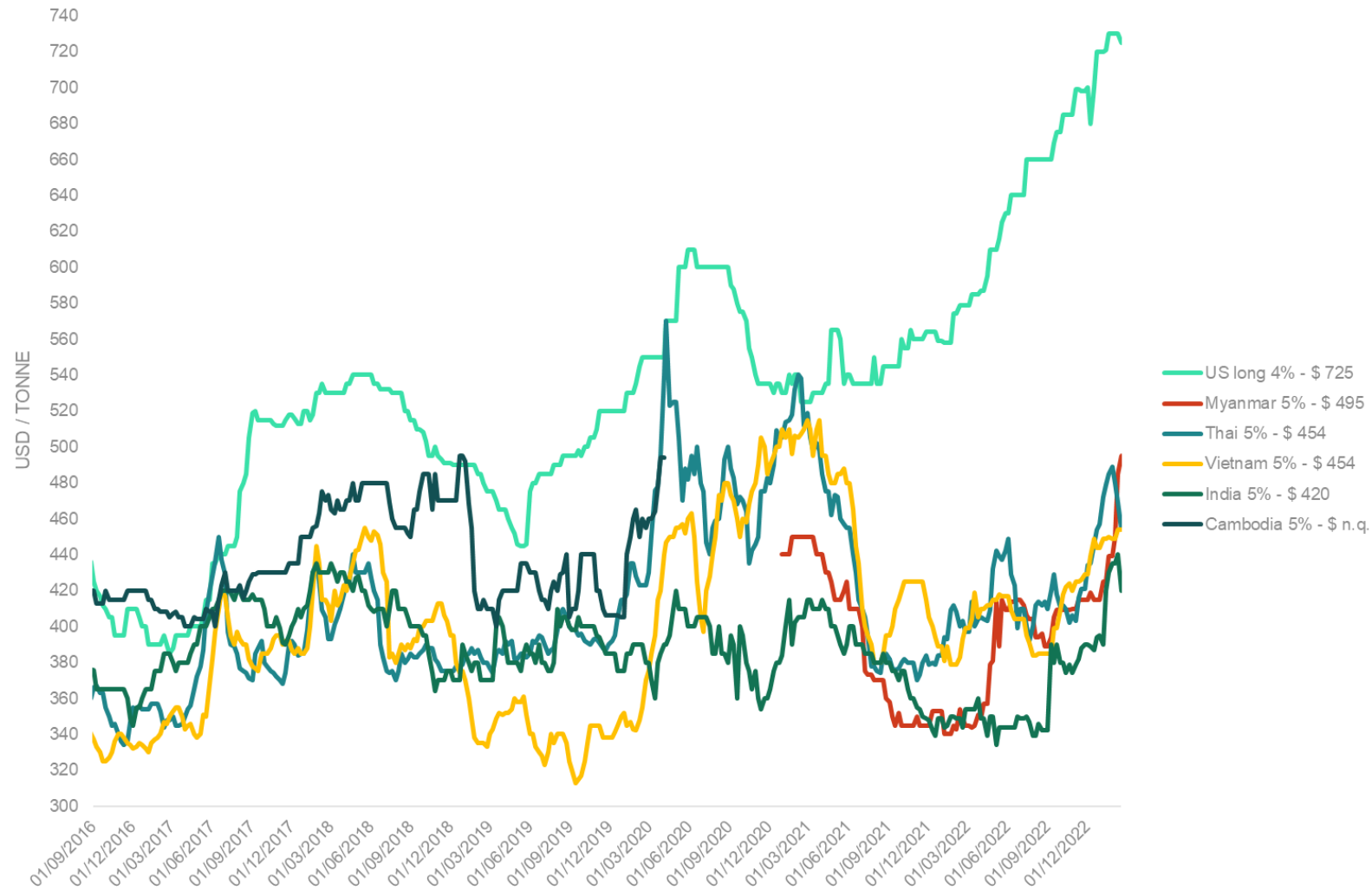
Committee for the Common Organisation of Agricultural Markets

*23 February 2023*

# MISSING DATA ON IMPORTS

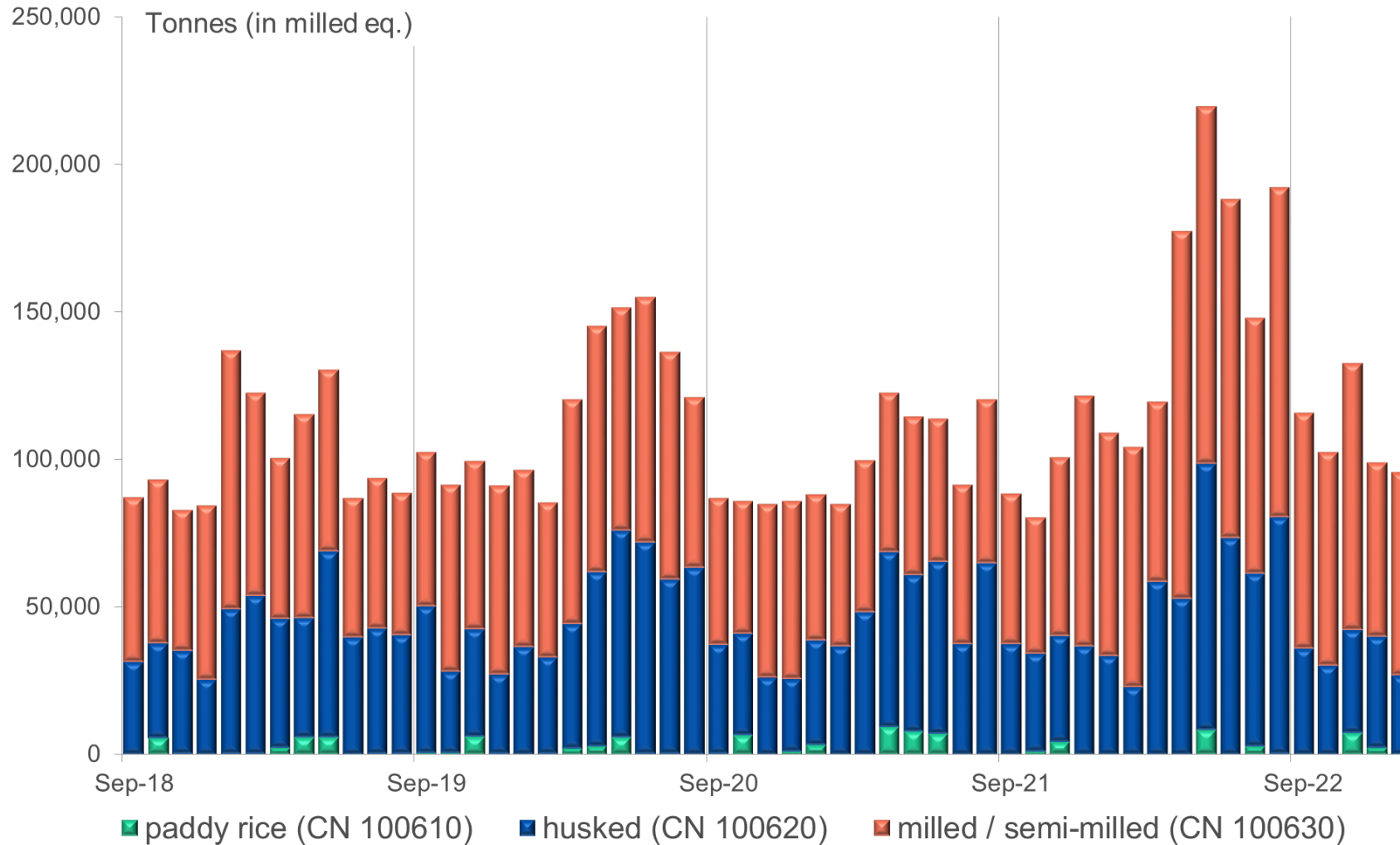
DUE TO A TECHNICAL ISSUE IN THE TAXUD SURVEILLANCE DATABASE, DATA ON IMPORTS INTO ITALY ARE MISSING SINCE 1/12/2022.

# International Milled Rice Prices in USD/tonne



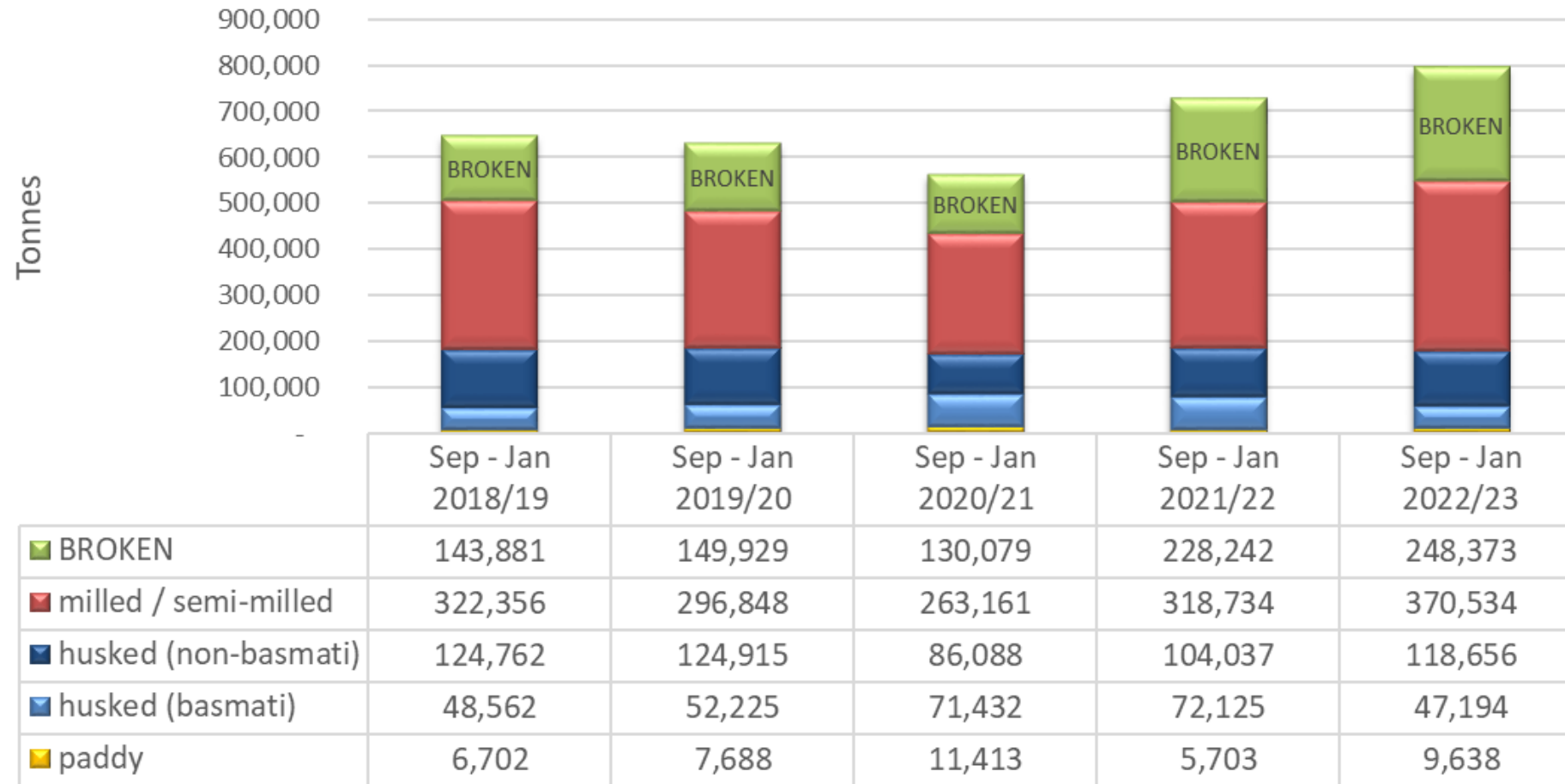
Source: S&P Global

# EU: Total Rice Imports 2022/23: UP 9% vs 2021/22

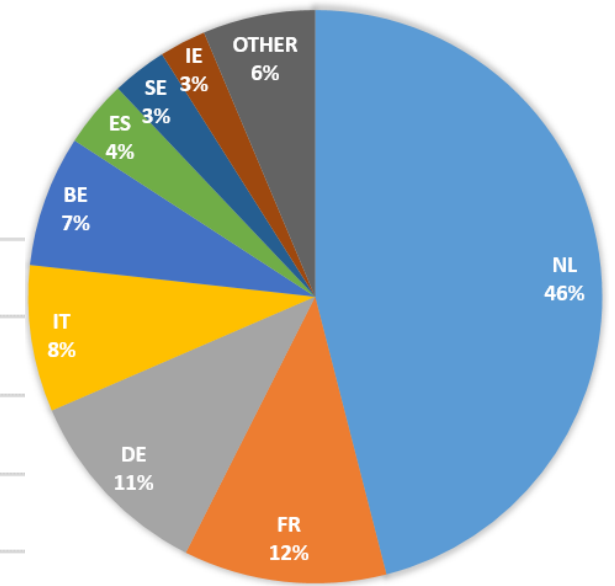
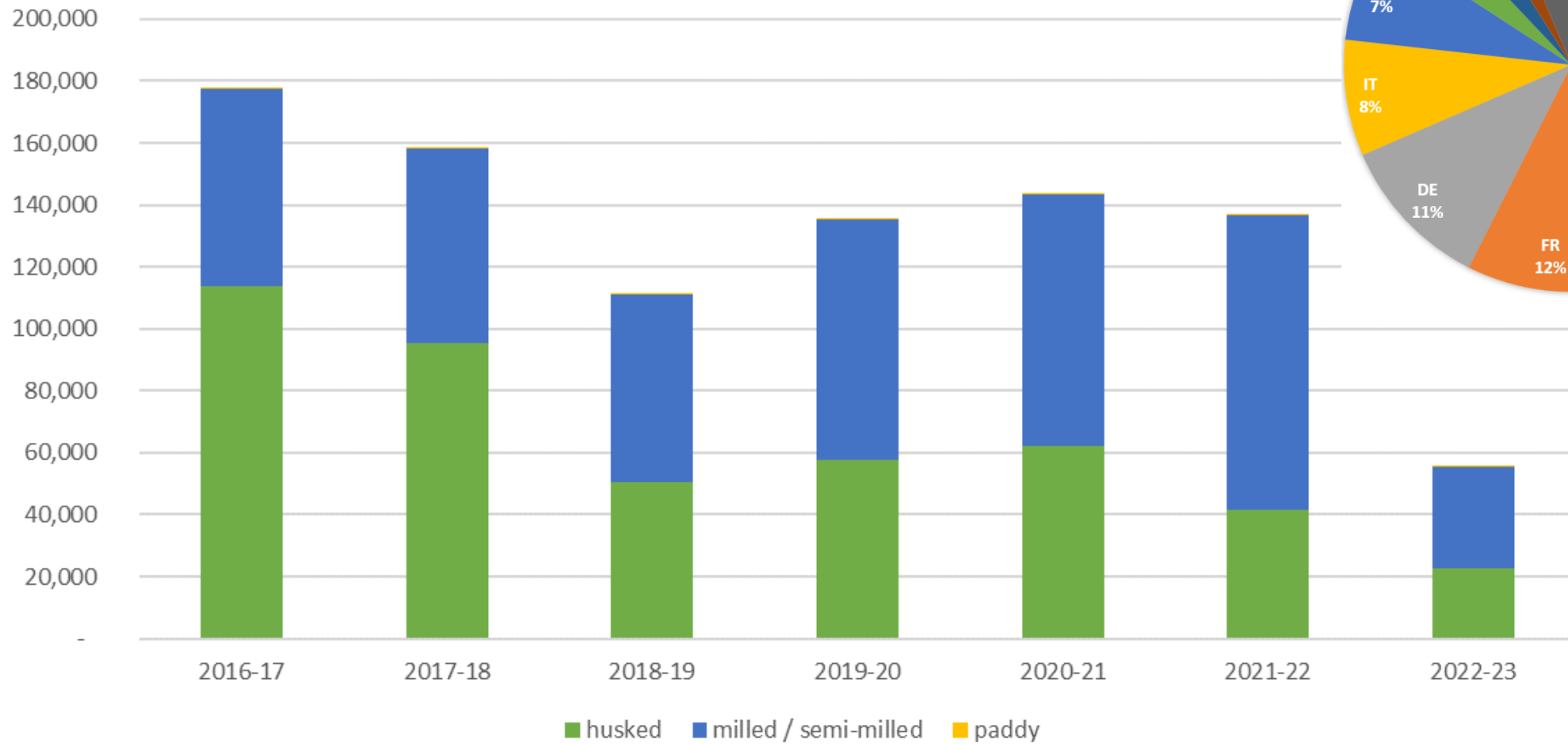


# Total EU Rice Imports: UP 9% vs 2021/22

## Sep-Jan 2022/23: 0.55 million t (milled eq, excl. broken)

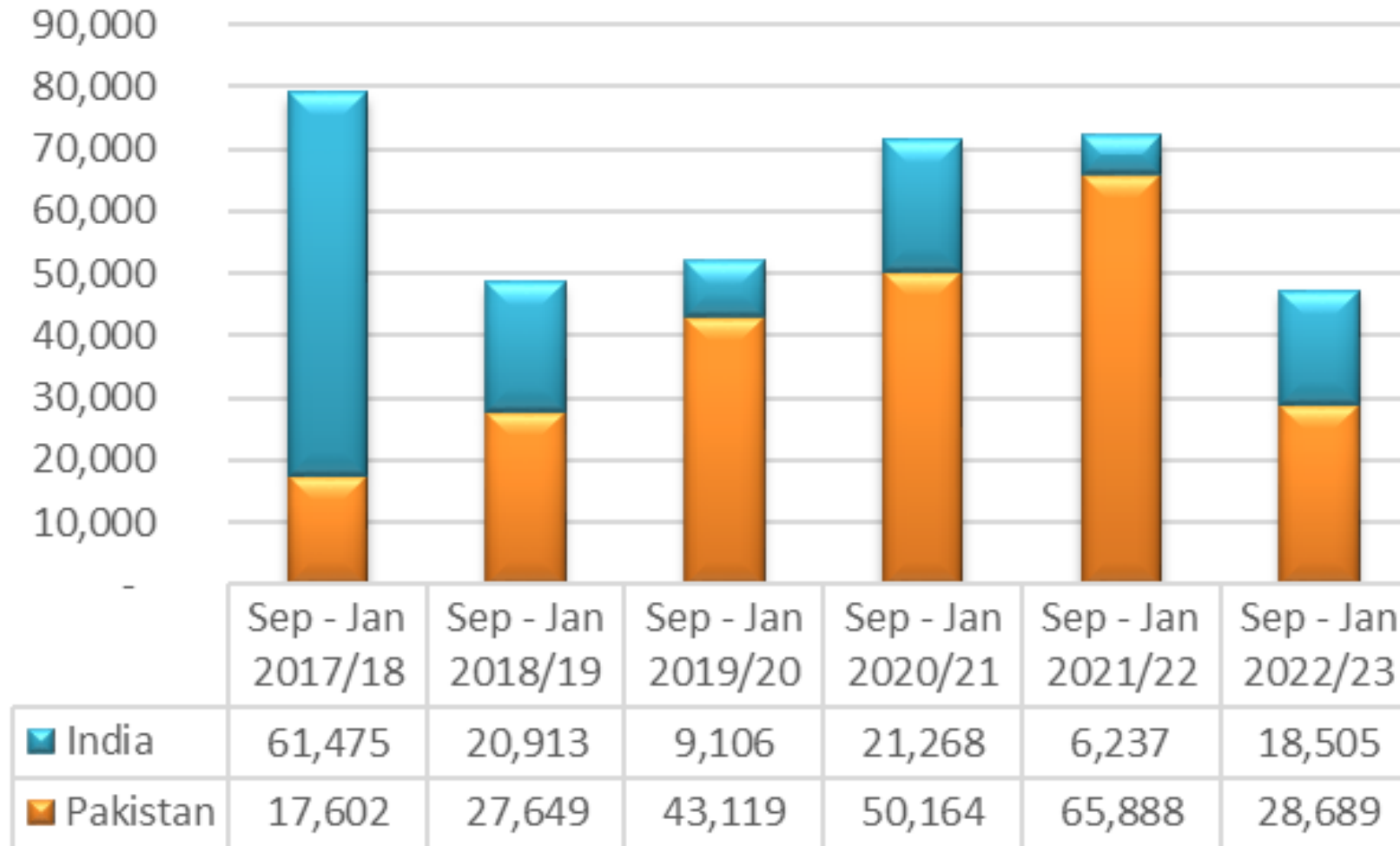


# EU: Rice Imports from India per marketing year

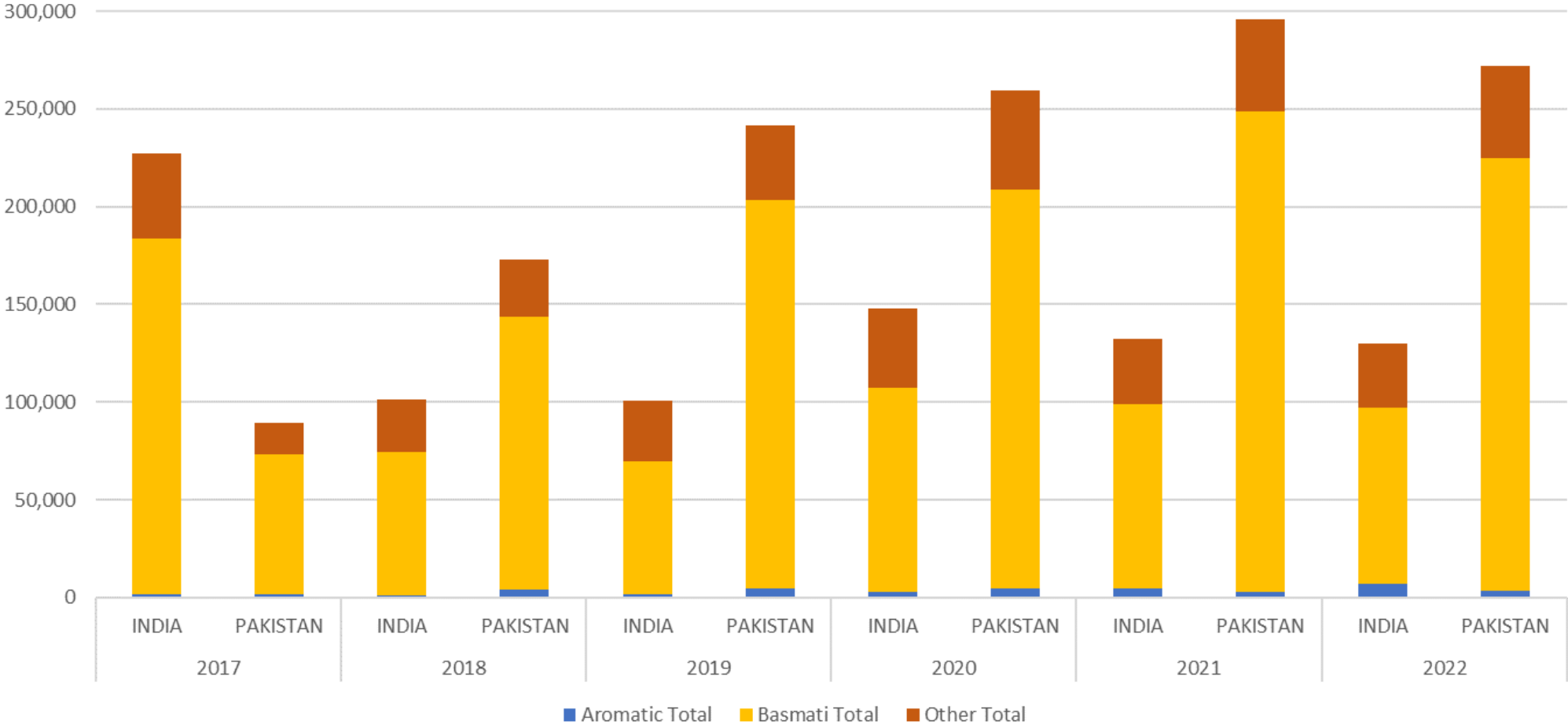


2022-23: Sep 2022 – Jan 2023  
Pie chart: imports in 2021-22

## EU: Basmati Rice Imports 2022/23: DOWN 35% vs 2021/22

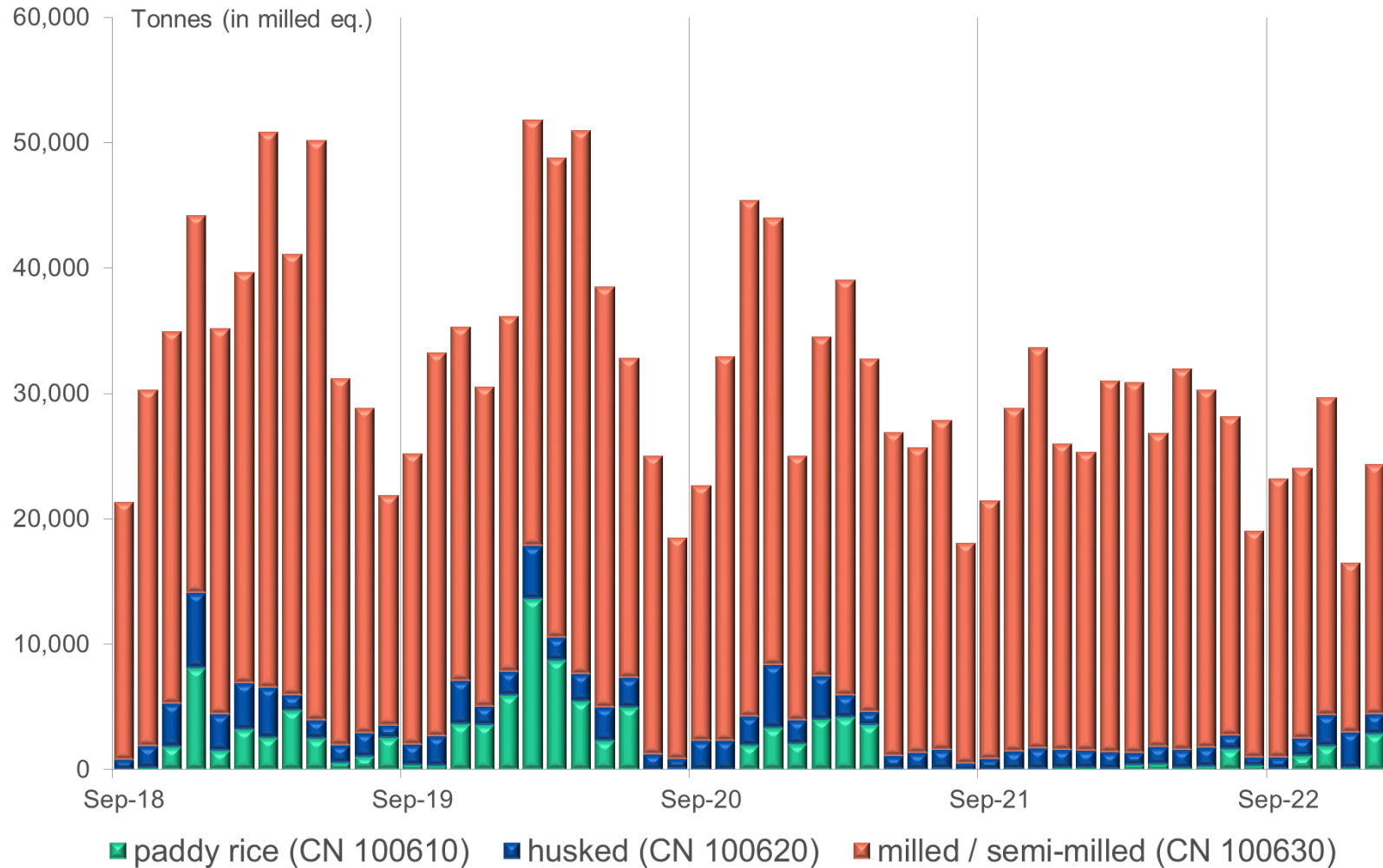


# EU: Aromatic Rice Imports from India and Pakistan



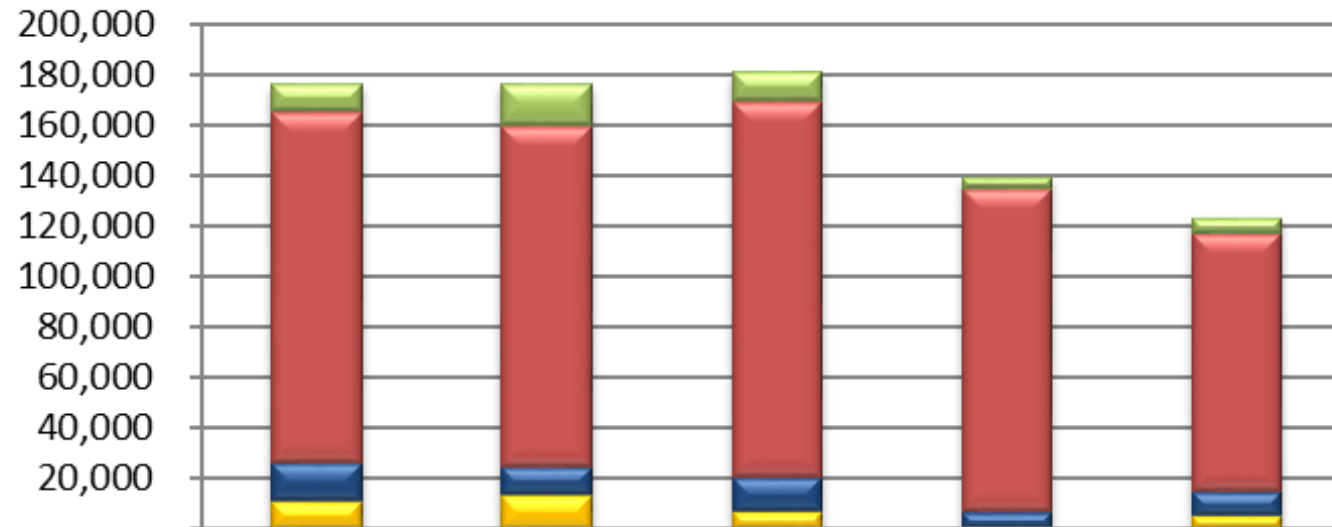


# EU: Total Rice Exports 2022/23: DOWN 13% vs 2021/22



# Total EU Rice Exports: DOWN 13% vs 2021/22

## Sep-Jan 2022/23: 117 863 t (milled eq, excl. broken)



	Sep - Jan 2018/19	Sep - Jan 2019/20	Sep - Jan 2020/21	Sep - Jan 2021/22	Sep - Jan 2022/23
broken	10,725	16,730	11,887	4,469	6,569
milled / semi-milled	139,632	135,988	149,048	128,286	102,637
husked	14,918	10,650	13,693	6,713	9,327
paddy	11,527	13,836	7,354	429	5,899

2022/23 vs  
2021/22

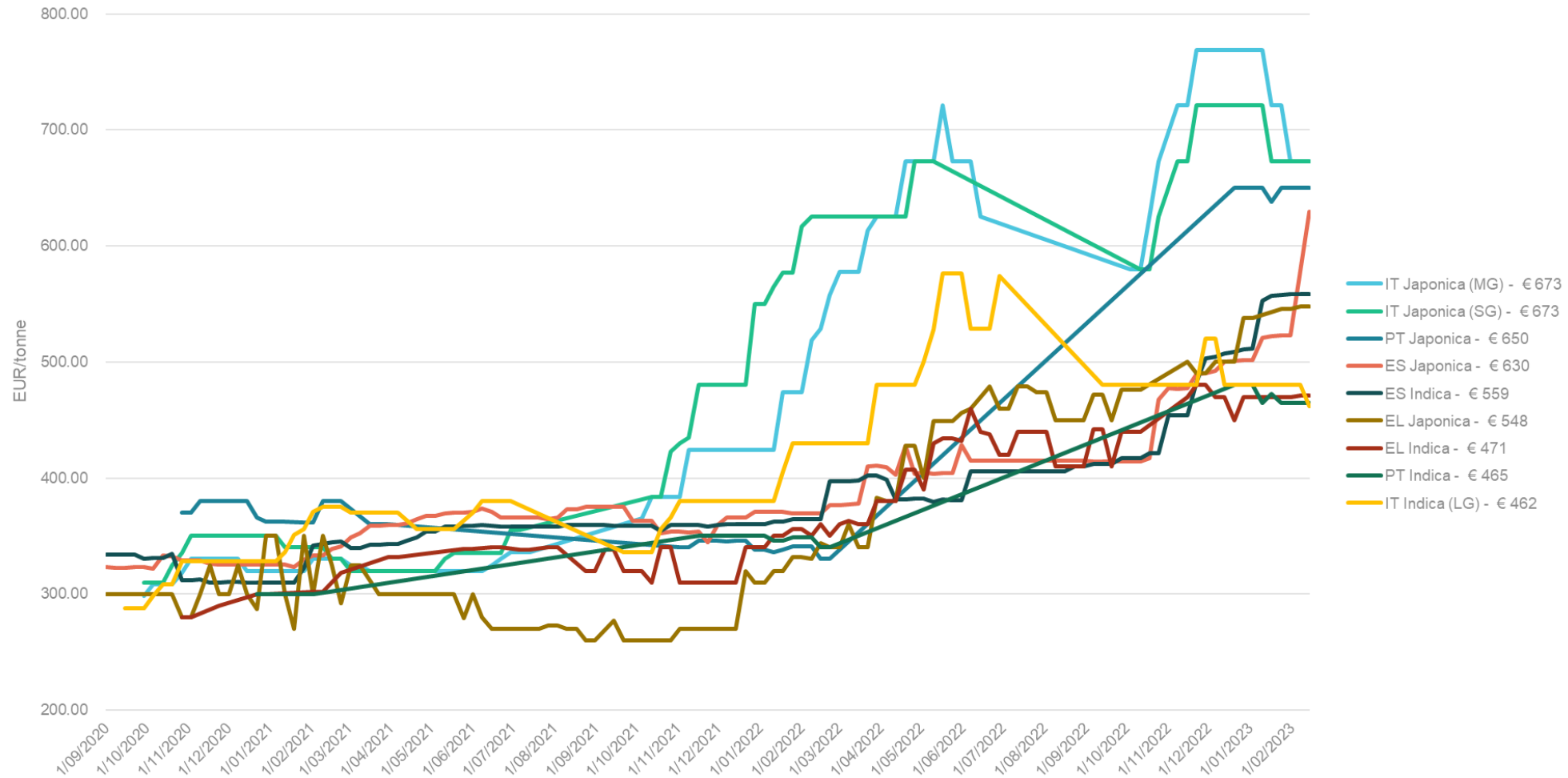
+47%

-20%

+39%

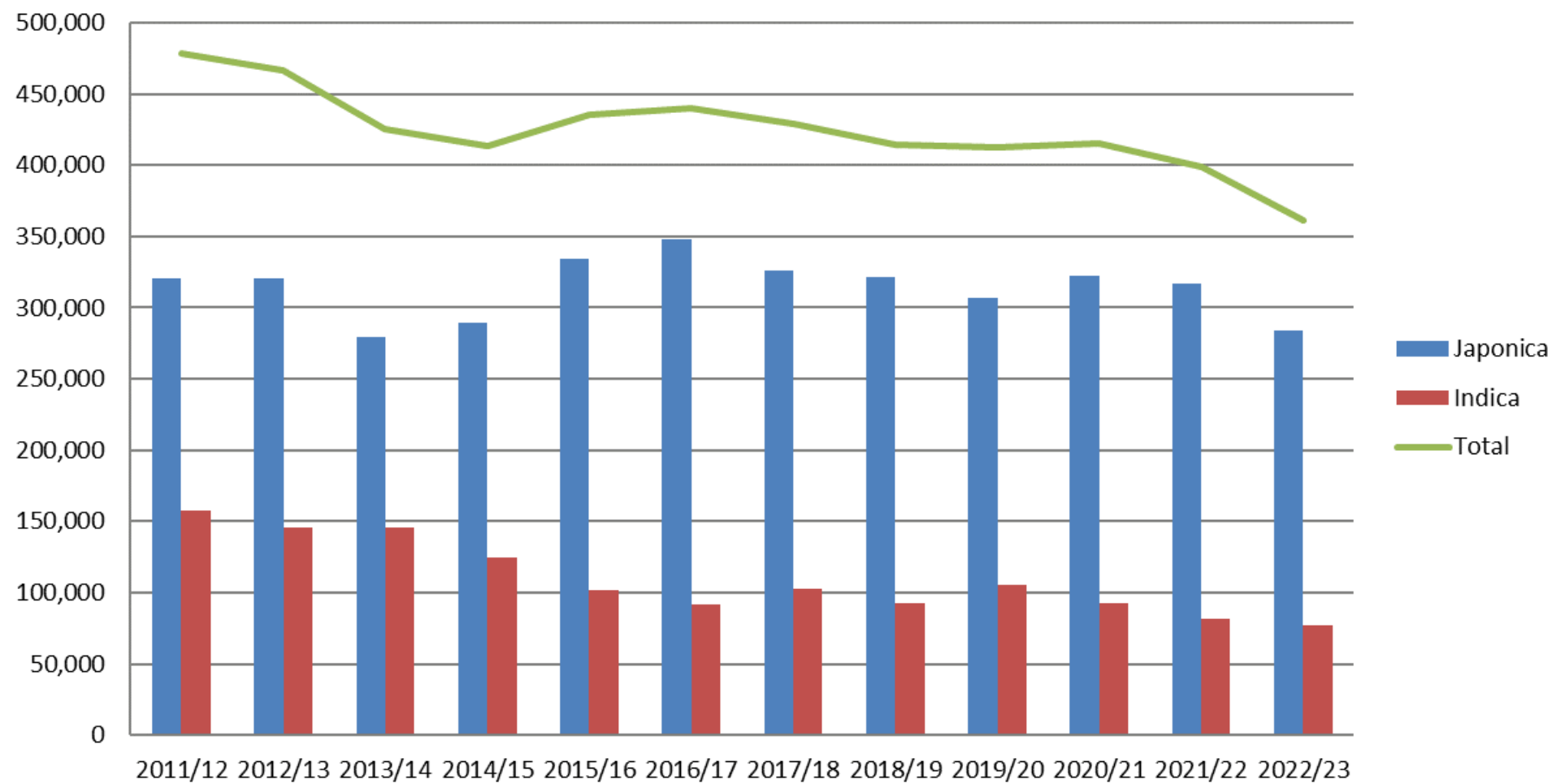
+1275%

# EU Paddy Rice Prices in EUR/tonne

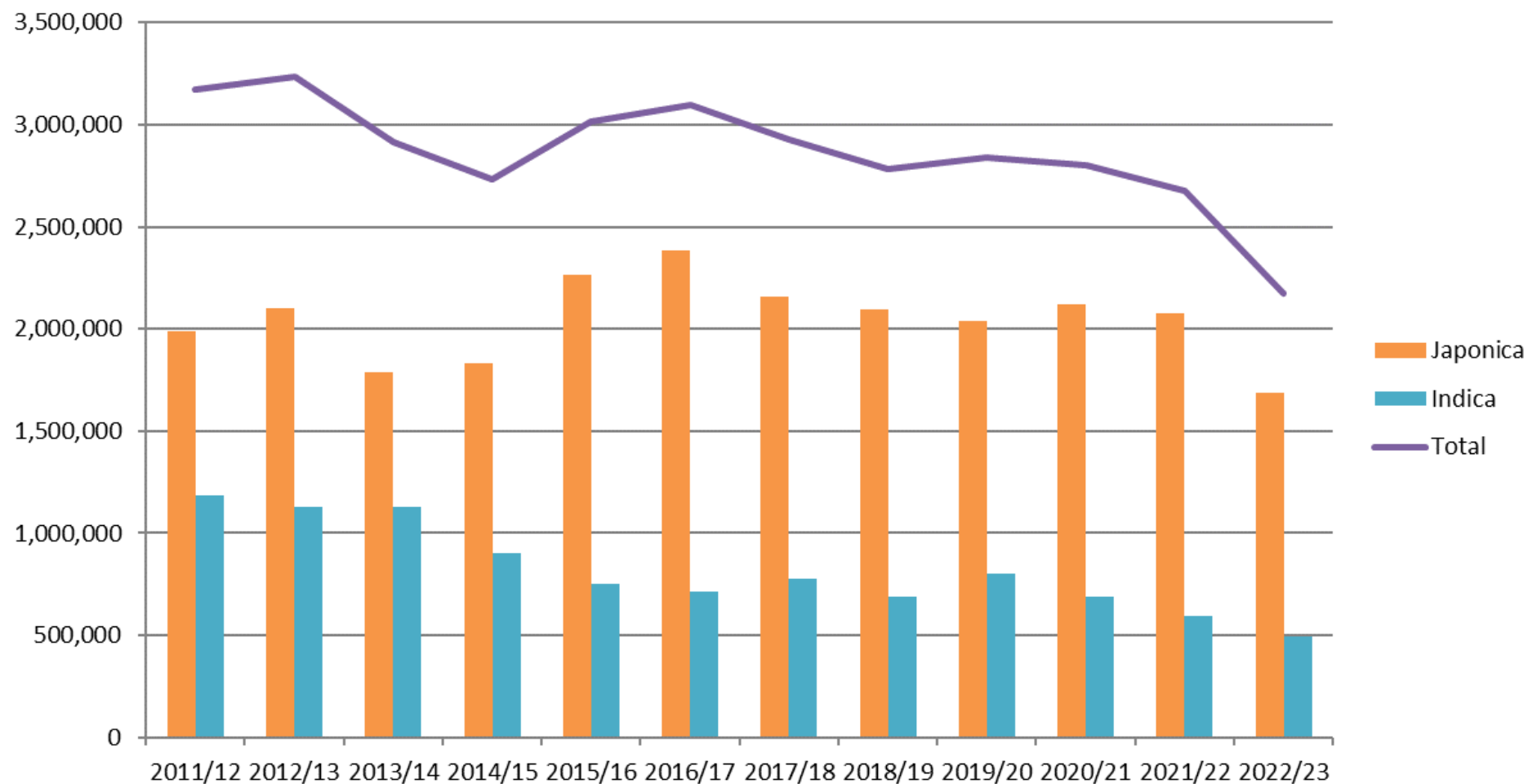


Source: Member States' notifications - Commission Implementing Regulation (EU) 2017/1185 Art. 11, Annex I Point 2

# EU Total rice area



# EU Total paddy rice production



# EU Rice Balance Sheet MY 2021/22 and 2022/23

EU RICE SUPPLY & DEMAND (thousand metric tonnes, in milled equivalent)	EU27 2021/22 est			EU27 2021/22 fc		
	Japonica	Indica	TOTAL	Japonica	Indica	TOTAL
<b>Total beginning stocks</b>	<b>252</b>	<b>220</b>	<b>471</b>	<b>221</b>	<b>254</b>	<b>475</b>
Private	252	220	471	221	254	475
Intervention	-	-	-	-	-	-
Total beginning stocks	252	220	471	221	254	475
Usable production	1,238	371	1,609	974	289	1,263
Area ('000 ha)	317	82	399	284	77	361
Agronomic yield (t/ha, on paddy basis)	6.55	7.29	6.70	5.93	6.38	6.03
Milling yield (%)	59.6%	62.1%	60.2%	57.8%	58.9%	58.0%
Imports (from third countries)	380	1,271	1,651	380	1,200	1,580
<b>TOTAL SUPPLY</b>	<b>1,869</b>	<b>1,861</b>	<b>3,731</b>	<b>1,575</b>	<b>1,743</b>	<b>3,318</b>
Domestic uses						
Human consumption / Industrial uses / Animal feed	1,375	1,501	2,876	1,112	1,446	2,558
Seed	38	8	46	33	7	40
Total domestic uses	1,413	1,509	2,922	1,145	1,453	2,598
Exports (to third countries)	235	98	334	230	90	320
<b>TOTAL USE</b>	<b>1,648</b>	<b>1,607</b>	<b>3,256</b>	<b>1,375</b>	<b>1,543</b>	<b>2,918</b>
Final stocks **						
Private	221	254	475	200	200	400
Intervention	-	-	-	-	-	-
Total final stocks**	221	254	475	200	200	400
Change in stocks	- 31	34	3	- 21	- 54	- 75

\* Marketing year: from September to August

\*\* At the end of the marketing year

## Husked Rice Import Duties – mid-MY review (CN 1006 20, excluding Basmati)

Reminder: import duties for husked rice at EUR 65 per tonne since September 2022 (see Regulation (EU) No 2022/1481)

Rule: if the level of imports for the first six months of the marketing year (1/9 – 28/2):

- is below 191 113 tonnes, the duty should be fixed at EUR 30 per tonne;
- exceeds 191 113 tonnes but is not higher than 258 565 tonnes, the duty should be fixed at EUR 42,50 per tonne;
- exceeds 258 565 tonnes, the duty should be fixed at EUR 65 per tonne.

From 01/09/2022 to 14/02/2023, import licences issued for husked rice (CN 1006 20, excluding Basmati) reached 180 740 tonnes.

Thus, the import duties for husked rice will very likely be changed.

## Milled Rice Import Duties – mid-MY review (CN 1006 30)

Reminder: import duties for semi-milled and milled rice (CN 1006 30) at EUR 175 per tonne since March 2010 (see Regulation (EU) No 192/2010)

Rule: import duty at EUR 175 per tonne when imports of semi-milled and milled rice during the first six months of the marketing year exceed 182 239 tonnes.

From 01/09/2022 to 14/02/2023, import licences issued for semi-milled and milled rice (CN 1006 30) reached 402 001 tonnes.

No need to change import duties for milled rice.



# Thank you

The United Kingdom is no longer a Member State of the European Union, however where it is deemed relevant (e.g. for comparison purposes) an EU+UK aggregate are still displayed.



© European Union 2021

Unless otherwise noted the reuse of this presentation is authorised under the [CC BY 4.0](https://creativecommons.org/licenses/by/4.0/) license. For any use or reproduction of elements that are not owned by the EU, permission may need to be sought directly from the respective right holders.

